



**Staff : BAAJI**

**Subject : BT202 - Bioprocess heat transfer**

**Session Name: End Evaluation**

**Session Id : TE-SN365-Aug-2020**

**Users Completed : 44**

**Batch : BTech KTU BT 2K18**

**Survey Id : TE26-Jan-2020**

**Overall Score : 92.88**

Section	Question	Option	Mark	Users Opted	Opted %	Total Mark
1	1. Subject Knowledge	Excellent	17.75	25	56.82%	443.75
		Good	14.13	14	31.82%	197.82
		Fair	10.28	5	11.36%	51.4
		Poor	3.53	0	0%	0
		Can't Judge	8.00	0	0%	0
	2. Clarity and Understanding of teachers Explanations	Excellent	14.50	27	61.36%	391.5
		Good	11.81	16	36.36%	188.96
		Fair	8.11	1	2.27%	8.11
		Poor	2.01	0	0%	0
		Can't Judge	4.09	0	0%	0
	3. Teachers Willingness to Help	Excellent	7.50	27	61.36%	202.5
		Good	5.71	16	36.36%	91.36
		Fair	4.04	1	2.27%	4.04
		Poor	1.13	0	0%	0
		Can't Judge	2.21	0	0%	0
	4. Approximate % of classes NOT engaged by the teachers	Less than 10	5.85	34	77.27%	198.9
		10 to 25	3.66	5	11.36%	18.3
		More than 25	1.91	0	0%	0
		Can't Judge	1.64	5	11.36%	8.2
	5. Whether the teachers dictates notes only	No	4.00	41	93.18%	164
Yes		0.67	1	2.27%	0.67	
Can't Judge		1.65	2	4.55%	3.3	
2	1. Teachers ability to organize lecture	Excellent	9.25	30	68.18%	277.5
		Satisfactory	6.34	14	31.82%	88.76
		Inadequate	2.50	0	0%	0
		Can't Judge	3.16	0	0%	0
	2. Speed of presentation	Just Right	4.75	43	97.73%	204.25
		Too Fast	1.34	0	0%	0
		Can't Judge	1.40	1	2.27%	1.4
	3. Does the teacher encourage questioning	Yes	6.88	36	81.82%	247.68
		Some Times	3.89	8	18.18%	31.12
		No	0.74	0	0%	0
		Can't Judge	1.78	0	0%	0
	4. Behavior of the teacher	Pleasant	6.75	42	95.45%	283.5
		Indifferent	2.78	2	4.55%	5.56
		Unpleasant	1.28	0	0%	0
		Can't Judge	1.94	0	0%	0
	5. Sincerity of the teacher	Sincere	11.50	44	100%	506
		Not Sincere	1.33	0	0%	0
		Unable to Judge	5.06	0	0%	0
		Blank	4.03	0	0%	0
	6. Overall Teaching effectiveness	Excellent	11.25	33	75%	371.25
		Good	9.03	10	22.73%	90.3
		Fair	6.46	1	2.27%	6.46
		Poor	1.56	0	0%	0
		Can't Judge	2.03	0	0%	0



**PRINCIPAL**  
Sree Chitra Thirunal  
College of Engineering  
Trivandrum - 18

**Head of The Department**

**Strength and Weakness**  
No remarks found.

**Special Remarks**  
No special remarks found.



A handwritten signature in green ink, consisting of a stylized 'S' and 'C' followed by a horizontal line with an arrowhead pointing to the right.

PRINCIPAL  
Sree Chitra Thirunai  
College of Engineering  
Trivandrum - 18



**Staff : GAYATHRI V**

**Subject : BT204 - Industrial bioprocessing**

**Session Name: End Evaluation**

**Session Id : TE-SN365-Aug-2020**

**Users Completed : 44**

**Batch : BTech KTU BT 2K18**

**Survey Id : TE26-Jan-2020**

**Overall Score : 91.4**

Section	Question	Option	Mark	Users Opted	Opted %	Total Mark
1	1. Subject Knowledge	Excellent	17.75	34	77.27%	<b>603.5</b>
		Good	14.13	5	11.36%	<b>70.65</b>
		Fair	10.28	3	6.82%	<b>30.84</b>
		Poor	3.53	1	2.27%	<b>3.53</b>
		Can't Judge	8.00	1	2.27%	<b>8</b>
	2. Clarity and Understanding of teachers Explanations	Excellent	14.50	30	68.18%	<b>435</b>
		Good	11.81	10	22.73%	<b>118.1</b>
		Fair	8.11	2	4.55%	<b>16.22</b>
		Poor	2.01	1	2.27%	<b>2.01</b>
		Can't Judge	4.09	1	2.27%	<b>4.09</b>
	3. Teachers Willingness to Help	Excellent	7.50	28	63.64%	<b>210</b>
		Good	5.71	13	29.55%	<b>74.23</b>
		Fair	4.04	1	2.27%	<b>4.04</b>
		Poor	1.13	1	2.27%	<b>1.13</b>
		Can't Judge	2.21	1	2.27%	<b>2.21</b>
	4. Approximate % of classes NOT engaged by the teachers	Less than 10	5.85	34	77.27%	<b>198.9</b>
		10 to 25	3.66	4	9.09%	<b>14.64</b>
		More than 25	1.91	1	2.27%	<b>1.91</b>
		Can't Judge	1.64	5	11.36%	<b>8.2</b>
	5. Whether the teachers dictates notes only	No	4.00	41	93.18%	<b>164</b>
Yes		0.67	1	2.27%	<b>0.67</b>	
Can't Judge		1.65	2	4.55%	<b>3.3</b>	
2	1. Teachers ability to organize lecture	Excellent	9.25	34	77.27%	<b>314.5</b>
		Satisfactory	6.34	8	18.18%	<b>50.72</b>
		Inadequate	2.50	1	2.27%	<b>2.5</b>
		Can't Judge	3.16	1	2.27%	<b>3.16</b>
	2. Speed of presentation	Just Right	4.75	39	88.64%	<b>185.25</b>
		Too Fast	1.34	3	6.82%	<b>4.02</b>
		Can't Judge	1.40	2	4.55%	<b>2.8</b>
	3. Does the teacher encourage questioning	Yes	6.88	39	88.64%	<b>268.32</b>
		Some Times	3.89	3	6.82%	<b>11.67</b>
		No	0.74	1	2.27%	<b>0.74</b>
		Can't Judge	1.78	1	2.27%	<b>1.78</b>
	4. Behavior of the teacher	Pleasant	6.75	38	86.36%	<b>256.5</b>
		Indifferent	2.78	3	6.82%	<b>8.34</b>
		Unpleasant	1.28	2	4.55%	<b>2.56</b>
		Can't Judge	1.94	1	2.27%	<b>1.94</b>
	5. Sincerity of the teacher	Sincere	11.50	41	93.18%	<b>471.5</b>
		Not Sincere	1.33	2	4.55%	<b>2.66</b>
		Unable to Judge	5.06	0	0%	<b>0</b>
		Blank	4.03	1	2.27%	<b>4.03</b>
	6. Overall Teaching effectiveness	Excellent	11.25	33	75%	<b>371.25</b>
		Good	9.03	8	18.18%	<b>72.24</b>
		Fair	6.46	1	2.27%	<b>6.46</b>
		Poor	1.56	1	2.27%	<b>1.56</b>
		Can't Judge	2.03	1	2.27%	<b>2.03</b>



*(Handwritten Signature)*

**PRINCIPAL**  
Sree Chitra Thirunal  
College of Engineering  
Trivandrum - 18

**Head of The Department**

**Strength and Weakness**

No remarks found.

**Special Remarks**

No special remarks found.



PRINCIPAL  
Sree Chitra Thirunai  
College of Engineering  
Trivandrum - 18



**Staff : GAYATHRI V**

**Subject : BT206 - C++ programming**  
**Session Name: End Evaluation**  
**Session Id : TE-SN365-Aug-2020**  
**Users Completed : 44**

**Batch : BTech KTU BT 2K18**  
**Survey Id : TE26-Jan-2020**  
**Overall Score : 80.82**

Section	Question	Option	Mark	Users Opted	Opted %	Total Mark
1	1. Subject Knowledge	Excellent	17.75	20	45.45%	<b>355</b>
		Good	14.13	14	31.82%	<b>197.82</b>
		Fair	10.28	5	11.36%	<b>51.4</b>
		Poor	3.53	3	6.82%	<b>10.59</b>
		Can't Judge	8.00	2	4.55%	<b>16</b>
	2. Clarity and Understanding of teachers Explanations	Excellent	14.50	21	47.73%	<b>304.5</b>
		Good	11.81	14	31.82%	<b>165.34</b>
		Fair	8.11	3	6.82%	<b>24.33</b>
		Poor	2.01	4	9.09%	<b>8.04</b>
		Can't Judge	4.09	2	4.55%	<b>8.18</b>
	3. Teachers Willingness to Help	Excellent	7.50	20	45.45%	<b>150</b>
		Good	5.71	11	25%	<b>62.81</b>
		Fair	4.04	9	20.45%	<b>36.36</b>
		Poor	1.13	2	4.55%	<b>2.26</b>
		Can't Judge	2.21	2	4.55%	<b>4.42</b>
	4. Approximate % of classes NOT engaged by the teachers	Less than 10	5.85	29	65.91%	<b>169.65</b>
		10 to 25	3.66	4	9.09%	<b>14.64</b>
		More than 25	1.91	2	4.55%	<b>3.82</b>
		Can't Judge	1.64	9	20.45%	<b>14.76</b>
	5. Whether the teachers dictates notes only	No	4.00	38	86.36%	<b>152</b>
Yes		0.67	1	2.27%	<b>0.67</b>	
Can't Judge		1.65	5	11.36%	<b>8.25</b>	
2	1. Teachers ability to organize lecture	Excellent	9.25	21	47.73%	<b>194.25</b>
		Satisfactory	6.34	14	31.82%	<b>88.76</b>
		Inadequate	2.50	6	13.64%	<b>15</b>
		Can't Judge	3.16	3	6.82%	<b>9.48</b>
	2. Speed of presentation	Just Right	4.75	33	75%	<b>156.75</b>
		Too Fast	1.34	4	9.09%	<b>5.36</b>
		Can't Judge	1.40	7	15.91%	<b>9.8</b>
	3. Does the teacher encourage questioning	Yes	6.88	31	70.45%	<b>213.28</b>
		Some Times	3.89	7	15.91%	<b>27.23</b>
		No	0.74	4	9.09%	<b>2.96</b>
		Can't Judge	1.78	2	4.55%	<b>3.56</b>
	4. Behavior of the teacher	Pleasant	6.75	35	79.55%	<b>236.25</b>
		Indifferent	2.78	2	4.55%	<b>5.56</b>
		Unpleasant	1.28	2	4.55%	<b>2.56</b>
		Can't Judge	1.94	5	11.36%	<b>9.7</b>
	5. Sincerity of the teacher	Sincere	11.50	34	77.27%	<b>391</b>
		Not Sincere	1.33	2	4.55%	<b>2.66</b>
		Unable to Judge	5.06	6	13.64%	<b>30.36</b>
		Blank	4.03	2	4.55%	<b>8.06</b>
	6. Overall Teaching effectiveness	Excellent	11.25	20	45.45%	<b>225</b>
		Good	9.03	10	22.73%	<b>90.3</b>
		Fair	6.46	9	20.45%	<b>58.14</b>
		Poor	1.56	2	4.55%	<b>3.12</b>
		Can't Judge	2.03	3	6.82%	<b>6.09</b>



**PRINCIPAL**  
**Sree Chitra Thirunal**  
**College of Engineering**  
Trivandrum - 18

**Head of The Department**

**Strength and Weakness**

No remarks found.

**Special Remarks**

No special remarks found.



A handwritten signature in green ink, consisting of a stylized 'S' followed by a horizontal line that extends to the right.

PRINCIPAL  
Sree Chitra Thirunai  
College of Engineering  
Trivandrum - 18



Staff : VINEETHALEKSHMY P.V

Subject : BT208 - principles of biochemistry

Session Name: End Evaluation

Session Id : TE-SN365-Aug-2020

Users Completed : 43

Batch : BTech KTU BT 2K18

Survey Id : TE26-Jan-2020

Overall Score : 85.54

Section	Question	Option	Mark	Users Opted	Opted %	Total Mark
1	1. Subject Knowledge	Excellent	17.75	21	48.84%	372.75
		Good	14.13	18	41.86%	254.34
		Fair	10.28	1	2.33%	10.28
		Poor	3.53	2	4.65%	7.06
		Can't Judge	8.00	1	2.33%	8
	2. Clarity and Understanding of teachers Explanations	Excellent	14.50	20	46.51%	290
		Good	11.81	17	39.53%	200.77
		Fair	8.11	2	4.65%	16.22
		Poor	2.01	3	6.98%	6.03
		Can't Judge	4.09	1	2.33%	4.09
	3. Teachers Willingness to Help	Excellent	7.50	24	55.81%	180
		Good	5.71	14	32.56%	79.94
		Fair	4.04	2	4.65%	8.08
		Poor	1.13	2	4.65%	2.26
		Can't Judge	2.21	1	2.33%	2.21
	4. Approximate % of classes NOT engaged by the teachers	Less than 10	5.85	30	69.77%	175.5
		10 to 25	3.66	9	20.93%	32.94
		More than 25	1.91	1	2.33%	1.91
		Can't Judge	1.64	3	6.98%	4.92
	5. Whether the teachers dictates notes only	No	4.00	39	90.7%	156
Yes		0.67	0	0%	0	
Can't Judge		1.65	4	9.3%	6.6	
2	1. Teachers ability to organize lecture	Excellent	9.25	24	55.81%	222
		Satisfactory	6.34	15	34.88%	95.1
		Inadequate	2.50	3	6.98%	7.5
		Can't Judge	3.16	1	2.33%	3.16
	2. Speed of presentation	Just Right	4.75	36	83.72%	171
		Too Fast	1.34	2	4.65%	2.68
		Can't Judge	1.40	5	11.63%	7
	3. Does the teacher encourage questioning	Yes	6.88	34	79.07%	233.92
		Some Times	3.89	6	13.95%	23.34
		No	0.74	2	4.65%	1.48
		Can't Judge	1.78	1	2.33%	1.78
	4. Behavior of the teacher	Pleasant	6.75	35	81.4%	236.25
		Indifferent	2.78	3	6.98%	8.34
		Unpleasant	1.28	3	6.98%	3.84
		Can't Judge	1.94	2	4.65%	3.88
	5. Sincerity of the teacher	Sincere	11.50	35	81.4%	402.5
		Not Sincere	1.33	2	4.65%	2.66
		Unable to Judge	5.06	5	11.63%	25.3
		Blank	4.03	1	2.33%	4.03
	6. Overall Teaching effectiveness	Excellent	11.25	23	53.49%	258.75
		Good	9.03	13	30.23%	117.39
		Fair	6.46	3	6.98%	19.38
		Poor	1.56	2	4.65%	3.12
		Can't Judge	2.03	2	4.65%	4.06



*(Handwritten Signature)*

PRINCIPAL  
Sree Chitra Thirunal  
College of Engineering  
Trivandrum - 18

**Head of The Department**

**Strength and Weakness**

No remarks found.

**Special Remarks**

No special remarks found.



A handwritten signature in green ink, consisting of a large, stylized initial 'S' followed by a horizontal line extending to the right.

PRINCIPAL  
Sree Chitra Thirunai  
College of Engineering  
Trivandrum - 18





**Staff : PROF.KUMARI THULASI R**

**Subject : HS200 - business economics**

**Session Name: End Evaluation**

**Session Id : TE-SN365-Aug-2020**

**Users Completed : 43**

**Batch : BTech KTU BT 2K18**

**Survey Id : TE26-Jan-2020**

**Overall Score : 87.04**

Section	Question	Option	Mark	Users Opted	Opted %	Total Mark
1	1. Subject Knowledge	Excellent	17.75	24	55.81%	426
		Good	14.13	16	37.21%	226.08
		Fair	10.28	2	4.65%	20.56
		Poor	3.53	0	0%	0
		Can't Judge	8.00	1	2.33%	8
	2. Clarity and Understanding of teachers Explanations	Excellent	14.50	20	46.51%	290
		Good	11.81	17	39.53%	200.77
		Fair	8.11	5	11.63%	40.55
		Poor	2.01	0	0%	0
		Can't Judge	4.09	1	2.33%	4.09
	3. Teachers Willingness to Help	Excellent	7.50	23	53.49%	172.5
		Good	5.71	16	37.21%	91.36
		Fair	4.04	3	6.98%	12.12
		Poor	1.13	0	0%	0
		Can't Judge	2.21	1	2.33%	2.21
	4. Approximate % of classes NOT engaged by the teachers	Less than 10	5.85	32	74.42%	187.2
		10 to 25	3.66	4	9.3%	14.64
		More than 25	1.91	2	4.65%	3.82
		Can't Judge	1.64	5	11.63%	8.2
	5. Whether the teachers dictates notes only	No	4.00	38	88.37%	152
Yes		0.67	2	4.65%	1.34	
Can't Judge		1.65	3	6.98%	4.95	
2	1. Teachers ability to organize lecture	Excellent	9.25	24	55.81%	222
		Satisfactory	6.34	15	34.88%	95.1
		Inadequate	2.50	1	2.33%	2.5
		Can't Judge	3.16	3	6.98%	9.48
	2. Speed of presentation	Just Right	4.75	36	83.72%	171
		Too Fast	1.34	1	2.33%	1.34
		Can't Judge	1.40	6	13.95%	8.4
	3. Does the teacher encourage questioning	Yes	6.88	28	65.12%	192.64
		Some Times	3.89	12	27.91%	46.68
		No	0.74	1	2.33%	0.74
		Can't Judge	1.78	2	4.65%	3.56
	4. Behavior of the teacher	Pleasant	6.75	38	88.37%	256.5
		Indifferent	2.78	3	6.98%	8.34
		Unpleasant	1.28	1	2.33%	1.28
		Can't Judge	1.94	1	2.33%	1.94
	5. Sincerity of the teacher	Sincere	11.50	38	88.37%	437
		Not Sincere	1.33	2	4.65%	2.66
		Unable to Judge	5.06	1	2.33%	5.06
		Blank	4.03	2	4.65%	8.06
	6. Overall Teaching effectiveness	Excellent	11.25	23	53.49%	258.75
		Good	9.03	11	25.58%	99.33
		Fair	6.46	6	13.95%	38.76
		Poor	1.56	2	4.65%	3.12
		Can't Judge	2.03	1	2.33%	2.03



**PRINCIPAL**  
**Sree Chitra Thirunal**  
**College of Engineering**  
**Trivandrum - 18**

**Head of The Department**

**Strength and Weakness**

- frequently gets diverted from the class lectures

**Special Remarks**

No special remarks found.



PRINCIPAL  
Sree Chitra Thiruna  
College of Engineering  
Trivandrum - 18



**Staff : DR.ANITHA C S**

**Subject : MA202 - Probability distributions, transforms and numerical methods**

**Session Name: End Evaluation**

**Session Id : TE-SN365-Aug-2020**

**Users Completed : 43**

**Batch : BTech KTU BT 2K18**

**Survey Id : TE26-Jan-2020**

**Overall Score : 94.3**

Section	Question	Option	Mark	Users Opted	Opted %	Total Mark
1	1. Subject Knowledge	Excellent	17.75	34	79.07%	603.5
		Good	14.13	7	16.28%	98.91
		Fair	10.28	1	2.33%	10.28
		Poor	3.53	0	0%	0
		Can't Judge	8.00	1	2.33%	8
	2. Clarity and Understanding of teachers Explanations	Excellent	14.50	34	79.07%	493
		Good	11.81	8	18.6%	94.48
		Fair	8.11	0	0%	0
		Poor	2.01	0	0%	0
		Can't Judge	4.09	1	2.33%	4.09
	3. Teachers Willingness to Help	Excellent	7.50	33	76.74%	247.5
		Good	5.71	9	20.93%	51.39
		Fair	4.04	0	0%	0
		Poor	1.13	0	0%	0
		Can't Judge	2.21	1	2.33%	2.21
	4. Approximate % of classes NOT engaged by the teachers	Less than 10	5.85	37	86.05%	216.45
		10 to 25	3.66	0	0%	0
		More than 25	1.91	2	4.65%	3.82
		Can't Judge	1.64	4	9.3%	6.56
	5. Whether the teachers dictates notes only	No	4.00	39	90.7%	156
Yes		0.67	1	2.33%	0.67	
Can't Judge		1.65	3	6.98%	4.95	
2	1. Teachers ability to organize lecture	Excellent	9.25	35	81.4%	323.75
		Satisfactory	6.34	6	13.95%	38.04
		Inadequate	2.50	1	2.33%	2.5
		Can't Judge	3.16	1	2.33%	3.16
	2. Speed of presentation	Just Right	4.75	41	95.35%	194.75
		Too Fast	1.34	1	2.33%	1.34
		Can't Judge	1.40	1	2.33%	1.4
	3. Does the teacher encourage questioning	Yes	6.88	40	93.02%	275.2
		Some Times	3.89	1	2.33%	3.89
		No	0.74	1	2.33%	0.74
		Can't Judge	1.78	1	2.33%	1.78
	4. Behavior of the teacher	Pleasant	6.75	41	95.35%	276.75
		Indifferent	2.78	0	0%	0
		Unpleasant	1.28	1	2.33%	1.28
		Can't Judge	1.94	1	2.33%	1.94
	5. Sincerity of the teacher	Sincere	11.50	41	95.35%	471.5
		Not Sincere	1.33	1	2.33%	1.33
		Unable to Judge	5.06	0	0%	0
		Blank	4.03	1	2.33%	4.03
	6. Overall Teaching effectiveness	Excellent	11.25	34	79.07%	382.5
		Good	9.03	7	16.28%	63.21
		Fair	6.46	0	0%	0
		Poor	1.56	0	0%	0
		Can't Judge	2.03	2	4.65%	4.06



**PRINCIPAL**  
**Sree Chitra Thirunai**  
**College of Engineering**  
**Trivandrum - 1**

**Head of The Department**

**Strength and Weakness**  
No remarks found.

**Special Remarks**  
No special remarks found.



**PRINCIPAL**  
Sree Chitra Thirunai  
College of Engineering  
Trivandrum - 18



**Staff : ASNA SALAM**

**Subject : CS204 - Operating Systems**

**Session Name: End Evaluation**

**Session Id : TE-SN365-Aug-2020**

**Users Completed : 29**

**Batch : BTech KTU CS 2K18**

**Survey Id : TE26-Jan-2020**

**Overall Score : 93.98**

Section	Question	Option	Mark	Users Opted	Opted %	Total Mark
1	1. Subject Knowledge	Excellent	17.75	20	68.97%	355
		Good	14.13	8	27.59%	113.04
		Fair	10.28	1	3.45%	10.28
		Poor	3.53	0	0%	0
		Can't Judge	8.00	0	0%	0
	2. Clarity and Understanding of teachers Explanations	Excellent	14.50	21	72.41%	304.5
		Good	11.81	7	24.14%	82.67
		Fair	8.11	1	3.45%	8.11
		Poor	2.01	0	0%	0
		Can't Judge	4.09	0	0%	0
	3. Teachers Willingness to Help	Excellent	7.50	21	72.41%	157.5
		Good	5.71	7	24.14%	39.97
		Fair	4.04	1	3.45%	4.04
		Poor	1.13	0	0%	0
		Can't Judge	2.21	0	0%	0
	4. Approximate % of classes NOT engaged by the teachers	Less than 10	5.85	24	82.76%	140.4
		10 to 25	3.66	3	10.34%	10.98
		More than 25	1.91	0	0%	0
		Can't Judge	1.64	2	6.9%	3.28
	5. Whether the teachers dictates notes only	No	4.00	26	89.66%	104
Yes		0.67	0	0%	0	
Can't Judge		1.65	3	10.34%	4.95	
2	1. Teachers ability to organize lecture	Excellent	9.25	20	68.97%	185
		Satisfactory	6.34	8	27.59%	50.72
		Inadequate	2.50	0	0%	0
		Can't Judge	3.16	1	3.45%	3.16
	2. Speed of presentation	Just Right	4.75	26	89.66%	123.5
		Too Fast	1.34	0	0%	0
		Can't Judge	1.40	3	10.34%	4.2
	3. Does the teacher encourage questioning	Yes	6.88	24	82.76%	165.12
		Some Times	3.89	5	17.24%	19.45
		No	0.74	0	0%	0
		Can't Judge	1.78	0	0%	0
	4. Behavior of the teacher	Pleasant	6.75	29	100%	195.75
		Indifferent	2.78	0	0%	0
		Unpleasant	1.28	0	0%	0
		Can't Judge	1.94	0	0%	0
	5. Sincerity of the teacher	Sincere	11.50	29	100%	333.5
		Not Sincere	1.33	0	0%	0
		Unable to Judge	5.06	0	0%	0
		Blank	4.03	0	0%	0
	6. Overall Teaching effectiveness	Excellent	11.25	20	68.97%	225
		Good	9.03	9	31.03%	81.27
		Fair	6.46	0	0%	0
		Poor	1.56	0	0%	0
		Can't Judge	2.03	0	0%	0



**PRINCIPAL**  
**Sree Chitra Thirunal**  
**College of Engineering**  
**Trivandrum - 18**

**Head of The Department**

**Strength and Weakness**

No remarks found.

**Special Remarks**

No special remarks found.



PRINCIPAL  
Sree Chitra Thirunai  
College of Engineering  
Trivandrum - 18



**Staff : PRABHA S**

**Subject : MA202 - Probability distributions, transforms and numerical methods**

**Session Name: End Evaluation**

**Session Id : TE-SN365-Aug-2020**

**Users Completed : 29**

**Batch : BTech KTU CS 2K18**

**Survey Id : TE26-Jan-2020**

**Overall Score : 90.05**

Section	Question	Option	Mark	Users Opted	Opted %	Total Mark
1	1. Subject Knowledge	Excellent	17.75	17	58.62%	<b>301.75</b>
		Good	14.13	11	37.93%	<b>155.43</b>
		Fair	10.28	1	3.45%	<b>10.28</b>
		Poor	3.53	0	0%	<b>0</b>
		Can't Judge	8.00	0	0%	<b>0</b>
	2. Clarity and Understanding of teachers Explanations	Excellent	14.50	14	48.28%	<b>203</b>
		Good	11.81	13	44.83%	<b>153.53</b>
		Fair	8.11	2	6.9%	<b>16.22</b>
		Poor	2.01	0	0%	<b>0</b>
		Can't Judge	4.09	0	0%	<b>0</b>
	3. Teachers Willingness to Help	Excellent	7.50	16	55.17%	<b>120</b>
		Good	5.71	10	34.48%	<b>57.1</b>
		Fair	4.04	2	6.9%	<b>8.08</b>
		Poor	1.13	0	0%	<b>0</b>
		Can't Judge	2.21	1	3.45%	<b>2.21</b>
	4. Approximate % of classes NOT engaged by the teachers	Less than 10	5.85	23	79.31%	<b>134.55</b>
		10 to 25	3.66	6	20.69%	<b>21.96</b>
		More than 25	1.91	0	0%	<b>0</b>
		Can't Judge	1.64	0	0%	<b>0</b>
	5. Whether the teachers dictates notes only	No	4.00	24	82.76%	<b>96</b>
Yes		0.67	1	3.45%	<b>0.67</b>	
Can't Judge		1.65	4	13.79%	<b>6.6</b>	
2	1. Teachers ability to organize lecture	Excellent	9.25	17	58.62%	<b>157.25</b>
		Satisfactory	6.34	11	37.93%	<b>69.74</b>
		Inadequate	2.50	0	0%	<b>0</b>
		Can't Judge	3.16	1	3.45%	<b>3.16</b>
	2. Speed of presentation	Just Right	4.75	25	86.21%	<b>118.75</b>
		Too Fast	1.34	3	10.34%	<b>4.02</b>
		Can't Judge	1.40	1	3.45%	<b>1.4</b>
	3. Does the teacher encourage questioning	Yes	6.88	22	75.86%	<b>151.36</b>
		Some Times	3.89	6	20.69%	<b>23.34</b>
		No	0.74	0	0%	<b>0</b>
		Can't Judge	1.78	1	3.45%	<b>1.78</b>
	4. Behavior of the teacher	Pleasant	6.75	25	86.21%	<b>168.75</b>
		Indifferent	2.78	3	10.34%	<b>8.34</b>
		Unpleasant	1.28	0	0%	<b>0</b>
		Can't Judge	1.94	1	3.45%	<b>1.94</b>
	5. Sincerity of the teacher	Sincere	11.50	28	96.55%	<b>322</b>
		Not Sincere	1.33	0	0%	<b>0</b>
		Unable to Judge	5.06	1	3.45%	<b>5.06</b>
		Blank	4.03	0	0%	<b>0</b>
	6. Overall Teaching effectiveness	Excellent	11.25	16	55.17%	<b>180</b>
		Good	9.03	9	31.03%	<b>81.27</b>
		Fair	6.46	4	13.79%	<b>25.84</b>
		Poor	1.56	0	0%	<b>0</b>
		Can't Judge	2.03	0	0%	<b>0</b>



*(Handwritten Signature)*

**PRINCIPAL**  
Sree Chitra Thirunal  
College of Engineering  
Trivandrum - 18

**Head of The Department**

**Strength and Weakness**

No remarks found.

**Special Remarks**

No special remarks found.



PRINCIPAL  
Sree Chitra Thirunai  
College of Engineering  
Trivandrum - 18





**Staff : SMT. PREEJA V**

**Subject : CS208 - Principles of Database Design**

**Session Name: End Evaluation**

**Session Id : TE-SN365-Aug-2020**

**Users Completed : 29**

**Batch : BTech KTU CS 2K18**

**Survey Id : TE26-Jan-2020**

**Overall Score : 93.1**

Section	Question	Option	Mark	Users Opted	Opted %	Total Mark
1	1. Subject Knowledge	Excellent	17.75	20	68.97%	355
		Good	14.13	8	27.59%	113.04
		Fair	10.28	1	3.45%	10.28
		Poor	3.53	0	0%	0
		Can't Judge	8.00	0	0%	0
	2. Clarity and Understanding of teachers Explanations	Excellent	14.50	16	55.17%	232
		Good	11.81	12	41.38%	141.72
		Fair	8.11	1	3.45%	8.11
		Poor	2.01	0	0%	0
		Can't Judge	4.09	0	0%	0
	3. Teachers Willingness to Help	Excellent	7.50	19	65.52%	142.5
		Good	5.71	9	31.03%	51.39
		Fair	4.04	1	3.45%	4.04
		Poor	1.13	0	0%	0
		Can't Judge	2.21	0	0%	0
	4. Approximate % of classes NOT engaged by the teachers	Less than 10	5.85	24	82.76%	140.4
		10 to 25	3.66	4	13.79%	14.64
		More than 25	1.91	0	0%	0
		Can't Judge	1.64	1	3.45%	1.64
	5. Whether the teachers dictates notes only	No	4.00	27	93.1%	108
Yes		0.67	0	0%	0	
Can't Judge		1.65	2	6.9%	3.3	
2	1. Teachers ability to organize lecture	Excellent	9.25	19	65.52%	175.75
		Satisfactory	6.34	10	34.48%	63.4
		Inadequate	2.50	0	0%	0
		Can't Judge	3.16	0	0%	0
	2. Speed of presentation	Just Right	4.75	26	89.66%	123.5
		Too Fast	1.34	1	3.45%	1.34
		Can't Judge	1.40	2	6.9%	2.8
	3. Does the teacher encourage questioning	Yes	6.88	25	86.21%	172
		Some Times	3.89	3	10.34%	11.67
		No	0.74	0	0%	0
		Can't Judge	1.78	1	3.45%	1.78
	4. Behavior of the teacher	Pleasant	6.75	28	96.55%	189
		Indifferent	2.78	0	0%	0
		Unpleasant	1.28	0	0%	0
		Can't Judge	1.94	1	3.45%	1.94
	5. Sincerity of the teacher	Sincere	11.50	29	100%	333.5
		Not Sincere	1.33	0	0%	0
		Unable to Judge	5.06	0	0%	0
		Blank	4.03	0	0%	0
	6. Overall Teaching effectiveness	Excellent	11.25	17	58.62%	191.25
		Good	9.03	11	37.93%	99.33
		Fair	6.46	1	3.45%	6.46
		Poor	1.56	0	0%	0
		Can't Judge	2.03	0	0%	0



*(Handwritten Signature)*

**PRINCIPAL**  
**Sree Chitra Thirunal**  
**College of Engineering**  
**Trivandrum - 18**

**Head of The Department**


**Strength and Weakness**

No remarks found.

**Special Remarks**

No special remarks found.



  
PRINCIPAL  
Sree Chitra Thirunai  
College of Engineering  
Trivandrum - 18



**Staff : SMT. SOJASALIM**

**Subject : CS202 - Computer Organization and Architecture**

**Session Name: End Evaluation**

**Session Id : TE-SN365-Aug-2020**

**Users Completed : 29**

**Batch : BTech KTU CS 2K18**

**Survey Id : TE26-Jan-2020**

**Overall Score : 86.31**

Section	Question	Option	Mark	Users Opted	Opted %	Total Mark
1	1. Subject Knowledge	Excellent	17.75	14	48.28%	248.5
		Good	14.13	11	37.93%	155.43
		Fair	10.28	4	13.79%	41.12
		Poor	3.53	0	0%	0
		Can't Judge	8.00	0	0%	0
	2. Clarity and Understanding of teachers Explanations	Excellent	14.50	10	34.48%	145
		Good	11.81	16	55.17%	188.96
		Fair	8.11	3	10.34%	24.33
		Poor	2.01	0	0%	0
		Can't Judge	4.09	0	0%	0
	3. Teachers Willingness to Help	Excellent	7.50	13	44.83%	97.5
		Good	5.71	13	44.83%	74.23
		Fair	4.04	3	10.34%	12.12
		Poor	1.13	0	0%	0
		Can't Judge	2.21	0	0%	0
	4. Approximate % of classes NOT engaged by the teachers	Less than 10	5.85	21	72.41%	122.85
		10 to 25	3.66	6	20.69%	21.96
		More than 25	1.91	0	0%	0
		Can't Judge	1.64	2	6.9%	3.28
	5. Whether the teachers dictates notes only	No	4.00	23	79.31%	92
Yes		0.67	1	3.45%	0.67	
Can't Judge		1.65	5	17.24%	8.25	
2	1. Teachers ability to organize lecture	Excellent	9.25	14	48.28%	129.5
		Satisfactory	6.34	13	44.83%	82.42
		Inadequate	2.50	0	0%	0
		Can't Judge	3.16	2	6.9%	6.32
	2. Speed of presentation	Just Right	4.75	22	75.86%	104.5
		Too Fast	1.34	2	6.9%	2.68
		Can't Judge	1.40	5	17.24%	7
	3. Does the teacher encourage questioning	Yes	6.88	20	68.97%	137.6
		Some Times	3.89	8	27.59%	31.12
		No	0.74	0	0%	0
		Can't Judge	1.78	1	3.45%	1.78
	4. Behavior of the teacher	Pleasant	6.75	24	82.76%	162
		Indifferent	2.78	3	10.34%	8.34
		Unpleasant	1.28	1	3.45%	1.28
		Can't Judge	1.94	1	3.45%	1.94
	5. Sincerity of the teacher	Sincere	11.50	26	89.66%	299
		Not Sincere	1.33	0	0%	0
		Unable to Judge	5.06	3	10.34%	15.18
		Blank	4.03	0	0%	0
	6. Overall Teaching effectiveness	Excellent	11.25	11	37.93%	123.75
		Good	9.03	14	48.28%	126.42
		Fair	6.46	4	13.79%	25.84
		Poor	1.56	0	0%	0
		Can't Judge	2.03	0	0%	0



**PRINCIPAL**  
**Sree Chitra Thirunal**  
**College of Engineering**  
Trivandrum - 18

**Head of The Department**

**Strength and Weakness**  
No remarks found.

**Special Remarks**  
No special remarks found.



A handwritten signature in green ink, consisting of a stylized initial 'S' followed by a horizontal line extending to the right.

**PRINCIPAL .**  
*Sree Chitra Thirunai*  
*College of Engineering*  
*Trivandrum - 18*



**Staff : SRI. CHITHARANJAN K**

**Subject : CS206 - Object Oriented Design and Programming**

**Session Name: End Evaluation**

**Session Id : TE-SN365-Aug-2020**

**Users Completed : 27**

**Batch : BTech KTU CS 2K18**

**Survey Id : TE26-Jan-2020**

**Overall Score : 82.74**

Section	Question	Option	Mark	Users Opted	Opted %	Total Mark
1	1. Subject Knowledge	Excellent	17.75	10	37.04%	177.5
		Good	14.13	10	37.04%	141.3
		Fair	10.28	7	25.93%	71.96
		Poor	3.53	0	0%	0
		Can't Judge	8.00	0	0%	0
	2. Clarity and Understanding of teachers Explanations	Excellent	14.50	9	33.33%	130.5
		Good	11.81	11	40.74%	129.91
		Fair	8.11	7	25.93%	56.77
		Poor	2.01	0	0%	0
		Can't Judge	4.09	0	0%	0
	3. Teachers Willingness to Help	Excellent	7.50	11	40.74%	82.5
		Good	5.71	10	37.04%	57.1
		Fair	4.04	6	22.22%	24.24
		Poor	1.13	0	0%	0
		Can't Judge	2.21	0	0%	0
	4. Approximate % of classes NOT engaged by the teachers	Less than 10	5.85	17	62.96%	99.45
		10 to 25	3.66	6	22.22%	21.96
		More than 25	1.91	1	3.7%	1.91
		Can't Judge	1.64	3	11.11%	4.92
	5. Whether the teachers dictates notes only	No	4.00	20	74.07%	80
Yes		0.67	1	3.7%	0.67	
Can't Judge		1.65	6	22.22%	9.9	
2	1. Teachers ability to organize lecture	Excellent	9.25	11	40.74%	101.75
		Satisfactory	6.34	12	44.44%	76.08
		Inadequate	2.50	0	0%	0
		Can't Judge	3.16	4	14.81%	12.64
	2. Speed of presentation	Just Right	4.75	19	70.37%	90.25
		Too Fast	1.34	1	3.7%	1.34
		Can't Judge	1.40	7	25.93%	9.8
	3. Does the teacher encourage questioning	Yes	6.88	19	70.37%	130.72
		Some Times	3.89	5	18.52%	19.45
		No	0.74	0	0%	0
		Can't Judge	1.78	3	11.11%	5.34
	4. Behavior of the teacher	Pleasant	6.75	23	85.19%	155.25
		Indifferent	2.78	1	3.7%	2.78
		Unpleasant	1.28	0	0%	0
		Can't Judge	1.94	3	11.11%	5.82
	5. Sincerity of the teacher	Sincere	11.50	23	85.19%	264.5
		Not Sincere	1.33	0	0%	0
		Unable to Judge	5.06	1	3.7%	5.06
		Blank	4.03	3	11.11%	12.09
	6. Overall Teaching effectiveness	Excellent	11.25	10	37.04%	112.5
		Good	9.03	11	40.74%	99.33
		Fair	6.46	6	22.22%	38.76
		Poor	1.56	0	0%	0
		Can't Judge	2.03	0	0%	0



*(Handwritten Signature)*

**PRINCIPAL**  
*Sree Chitra Thirunal*  
*College of Engineering*  
*Trivandrum - 18*

**Head of The Department**

**Strength and Weakness**  
No remarks found.

**Special Remarks**  
No special remarks found.



PRINCIPAL  
Sree Chitra Thirunai  
College of Engineering  
Trivandrum - 18



Staff : PROF.KUMARI THULASI R

Subject : HS200 - business economics

Session Name: End Evaluation

Session Id : TE-SN365-Aug-2020

Users Completed : 27

Batch : BTech KTU CS 2K18

Survey Id : TE26-Jan-2020

Overall Score : 82.55

Section	Question	Option	Mark	Users Opted	Opted %	Total Mark
1	1. Subject Knowledge	Excellent	17.75	15	55.56%	266.25
		Good	14.13	9	33.33%	127.17
		Fair	10.28	2	7.41%	20.56
		Poor	3.53	0	0%	0
		Can't Judge	8.00	1	3.7%	8
	2. Clarity and Understanding of teachers Explanations	Excellent	14.50	13	48.15%	188.5
		Good	11.81	8	29.63%	94.48
		Fair	8.11	4	14.81%	32.44
		Poor	2.01	1	3.7%	2.01
		Can't Judge	4.09	1	3.7%	4.09
	3. Teachers Willingness to Help	Excellent	7.50	12	44.44%	90
		Good	5.71	9	33.33%	51.39
		Fair	4.04	4	14.81%	16.16
		Poor	1.13	1	3.7%	1.13
		Can't Judge	2.21	1	3.7%	2.21
	4. Approximate % of classes NOT engaged by the teachers	Less than 10	5.85	19	70.37%	111.15
		10 to 25	3.66	5	18.52%	18.3
		More than 25	1.91	2	7.41%	3.82
		Can't Judge	1.64	1	3.7%	1.64
	5. Whether the teachers dictates notes only	No	4.00	19	70.37%	76
Yes		0.67	3	11.11%	2.01	
Can't Judge		1.65	5	18.52%	8.25	
2	1. Teachers ability to organize lecture	Excellent	9.25	13	48.15%	120.25
		Satisfactory	6.34	10	37.04%	63.4
		Inadequate	2.50	2	7.41%	5
		Can't Judge	3.16	2	7.41%	6.32
	2. Speed of presentation	Just Right	4.75	19	70.37%	90.25
		Too Fast	1.34	2	7.41%	2.68
		Can't Judge	1.40	6	22.22%	8.4
	3. Does the teacher encourage questioning	Yes	6.88	15	55.56%	103.2
		Some Times	3.89	8	29.63%	31.12
		No	0.74	1	3.7%	0.74
		Can't Judge	1.78	3	11.11%	5.34
	4. Behavior of the teacher	Pleasant	6.75	20	74.07%	135
		Indifferent	2.78	2	7.41%	5.56
		Unpleasant	1.28	0	0%	0
		Can't Judge	1.94	5	18.52%	9.7
	5. Sincerity of the teacher	Sincere	11.50	21	77.78%	241.5
		Not Sincere	1.33	1	3.7%	1.33
		Unable to Judge	5.06	5	18.52%	25.3
		Blank	4.03	0	0%	0
	6. Overall Teaching effectiveness	Excellent	11.25	12	44.44%	135
		Good	9.03	10	37.04%	90.3
		Fair	6.46	3	11.11%	19.38
		Poor	1.56	1	3.7%	1.56
		Can't Judge	2.03	1	3.7%	2.03



*(Handwritten signature)*

PRINCIPAL  
Sree Chitra Thirunai  
College of Engineering  
Trivandrum - 18

**Head of The Department**

**Strength and Weakness**

No remarks found.

**Special Remarks**

No special remarks found.



A handwritten signature in green ink, consisting of a stylized initial 'S' followed by a horizontal line.

PRINCIPAL  
Sree Chitra Thirunai  
College of Engineering  
Trivandrum - 18





**Staff : PROF.KUMARI THULASI R**

**Subject : HS200 - business economics**

**Session Name: End Evaluation**

**Session Id : TE-SN365-Aug-2020**

**Users Completed : 54**

**Batch : BTech KTU EC 2K18 B**

**Survey Id : TE26-Jan-2020**

**Overall Score : 86.95**

Section	Question	Option	Mark	Users Opted	Opted %	Total Mark
1	1. Subject Knowledge	Excellent	17.75	29	53.7%	514.75
		Good	14.13	25	46.3%	353.25
		Fair	10.28	0	0%	0
		Poor	3.53	0	0%	0
		Can't Judge	8.00	0	0%	0
	2. Clarity and Understanding of teachers Explanations	Excellent	14.50	23	42.59%	333.5
		Good	11.81	27	50%	318.87
		Fair	8.11	4	7.41%	32.44
		Poor	2.01	0	0%	0
		Can't Judge	4.09	0	0%	0
	3. Teachers Willingness to Help	Excellent	7.50	23	42.59%	172.5
		Good	5.71	26	48.15%	148.46
		Fair	4.04	5	9.26%	20.2
		Poor	1.13	0	0%	0
		Can't Judge	2.21	0	0%	0
	4. Approximate % of classes NOT engaged by the teachers	Less than 10	5.85	31	57.41%	181.35
		10 to 25	3.66	17	31.48%	62.22
		More than 25	1.91	1	1.85%	1.91
		Can't Judge	1.64	5	9.26%	8.2
	5. Whether the teachers dictates notes only	No	4.00	38	70.37%	152
Yes		0.67	7	12.96%	4.69	
Can't Judge		1.65	9	16.67%	14.85	
2	1. Teachers ability to organize lecture	Excellent	9.25	24	44.44%	222
		Satisfactory	6.34	27	50%	171.18
		Inadequate	2.50	1	1.85%	2.5
		Can't Judge	3.16	2	3.7%	6.32
	2. Speed of presentation	Just Right	4.75	43	79.63%	204.25
		Too Fast	1.34	7	12.96%	9.38
		Can't Judge	1.40	4	7.41%	5.6
	3. Does the teacher encourage questioning	Yes	6.88	32	59.26%	220.16
		Some Times	3.89	19	35.19%	73.91
		No	0.74	3	5.56%	2.22
		Can't Judge	1.78	0	0%	0
	4. Behavior of the teacher	Pleasant	6.75	50	92.59%	337.5
		Indifferent	2.78	2	3.7%	5.56
		Unpleasant	1.28	0	0%	0
		Can't Judge	1.94	2	3.7%	3.88
	5. Sincerity of the teacher	Sincere	11.50	47	87.04%	540.5
		Not Sincere	1.33	0	0%	0
		Unable to Judge	5.06	6	11.11%	30.36
		Blank	4.03	1	1.85%	4.03
	6. Overall Teaching effectiveness	Excellent	11.25	28	51.85%	315
		Good	9.03	21	38.89%	189.63
		Fair	6.46	5	9.26%	32.3
		Poor	1.56	0	0%	0
		Can't Judge	2.03	0	0%	0



*(Handwritten signature)*

**PRINCIPAL**  
Sree Chitra Thirunal  
College of Engineering  
Thiruvananthapuram

**Head of The Department**

**Strength and Weakness**

- Good strength
- nothing

**Special Remarks**

- helpful



PRINCIPAL  
Sree Chitra Thirunai  
College of Engineering  
Trivandrum - 18



**Staff : DHANYA V V**

**Subject : MA204 - PROBABILITY RANDOM PROCESSES & NUMERICAL METHODS (MATHS)**

**Session Name: End Evaluation**

**Batch : BTech KTU EC 2K18 B**

**Session Id : TE-SN365-Aug-2020**

**Survey Id : TE26-Jan-2020**

**Users Completed : 54**

**Overall Score : 94**

Section	Question	Option	Mark	Users Opted	Opted %	Total Mark
1	1. Subject Knowledge	Excellent	17.75	40	74.07%	710
		Good	14.13	12	22.22%	169.56
		Fair	10.28	2	3.7%	20.56
		Poor	3.53	0	0%	0
		Can't Judge	8.00	0	0%	0
	2. Clarity and Understanding of teachers Explanations	Excellent	14.50	39	72.22%	565.5
		Good	11.81	13	24.07%	153.53
		Fair	8.11	2	3.7%	16.22
		Poor	2.01	0	0%	0
		Can't Judge	4.09	0	0%	0
	3. Teachers Willingness to Help	Excellent	7.50	40	74.07%	300
		Good	5.71	14	25.93%	79.94
		Fair	4.04	0	0%	0
		Poor	1.13	0	0%	0
		Can't Judge	2.21	0	0%	0
	4. Approximate % of classes NOT engaged by the teachers	Less than 10	5.85	44	81.48%	257.4
		10 to 25	3.66	7	12.96%	25.62
		More than 25	1.91	1	1.85%	1.91
		Can't Judge	1.64	2	3.7%	3.28
	5. Whether the teachers dictates notes only	No	4.00	48	88.89%	192
Yes		0.67	4	7.41%	2.68	
Can't Judge		1.65	2	3.7%	3.3	
2	1. Teachers ability to organize lecture	Excellent	9.25	40	74.07%	370
		Satisfactory	6.34	12	22.22%	76.08
		Inadequate	2.50	2	3.7%	5
		Can't Judge	3.16	0	0%	0
	2. Speed of presentation	Just Right	4.75	49	90.74%	232.75
		Too Fast	1.34	2	3.7%	2.68
		Can't Judge	1.40	3	5.56%	4.2
	3. Does the teacher encourage questioning	Yes	6.88	48	88.89%	330.24
		Some Times	3.89	5	9.26%	19.45
		No	0.74	1	1.85%	0.74
		Can't Judge	1.78	0	0%	0
	4. Behavior of the teacher	Pleasant	6.75	50	92.59%	337.5
		Indifferent	2.78	2	3.7%	5.56
		Unpleasant	1.28	1	1.85%	1.28
		Can't Judge	1.94	1	1.85%	1.94
	5. Sincerity of the teacher	Sincere	11.50	53	98.15%	609.5
		Not Sincere	1.33	1	1.85%	1.33
		Unable to Judge	5.06	0	0%	0
		Blank	4.03	0	0%	0
	6. Overall Teaching effectiveness	Excellent	11.25	41	75.93%	461.25
		Good	9.03	12	22.22%	108.36
		Fair	6.46	1	1.85%	6.46
		Poor	1.56	0	0%	0
		Can't Judge	2.03	0	0%	0



**PRINCIPAL**  
*Sree Chitra Thirundi*  
*College of Engineering*  
*Trivandrum - 18*

**Head of The Department**

**Strength and Weakness**

- nothing

**Special Remarks**

- helpful



PRINCIPAL  
Sree Chitra Thirunai  
College of Engineering  
Trivandrum - 18



**Staff : SMT. DEEPA A K**

**Subject : EC202 - SIGNALS & SYSTEMS (SAS)**

**Session Name: End Evaluation**

**Session Id : TE-SN365-Aug-2020**

**Users Completed : 54**

**Batch : BTech KTU EC 2K18 B**

**Survey Id : TE26-Jan-2020**

**Overall Score : 86.26**

Section	Question	Option	Mark	Users Opted	Opted %	Total Mark
1	1. Subject Knowledge	Excellent	17.75	29	53.7%	514.75
		Good	14.13	19	35.19%	268.47
		Fair	10.28	3	5.56%	30.84
		Poor	3.53	3	5.56%	10.59
		Can't Judge	8.00	0	0%	0
	2. Clarity and Understanding of teachers Explanations	Excellent	14.50	25	46.3%	362.5
		Good	11.81	22	40.74%	259.82
		Fair	8.11	4	7.41%	32.44
		Poor	2.01	3	5.56%	6.03
		Can't Judge	4.09	0	0%	0
	3. Teachers Willingness to Help	Excellent	7.50	29	53.7%	217.5
		Good	5.71	18	33.33%	102.78
		Fair	4.04	5	9.26%	20.2
		Poor	1.13	2	3.7%	2.26
		Can't Judge	2.21	0	0%	0
	4. Approximate % of classes NOT engaged by the teachers	Less than 10	5.85	36	66.67%	210.6
		10 to 25	3.66	12	22.22%	43.92
		More than 25	1.91	2	3.7%	3.82
		Can't Judge	1.64	4	7.41%	6.56
	5. Whether the teachers dictates notes only	No	4.00	42	77.78%	168
Yes		0.67	7	12.96%	4.69	
Can't Judge		1.65	5	9.26%	8.25	
2	1. Teachers ability to organize lecture	Excellent	9.25	28	51.85%	259
		Satisfactory	6.34	22	40.74%	139.48
		Inadequate	2.50	3	5.56%	7.5
		Can't Judge	3.16	1	1.85%	3.16
	2. Speed of presentation	Just Right	4.75	43	79.63%	204.25
		Too Fast	1.34	1	1.85%	1.34
		Can't Judge	1.40	10	18.52%	14
	3. Does the teacher encourage questioning	Yes	6.88	40	74.07%	275.2
		Some Times	3.89	13	24.07%	50.57
		No	0.74	1	1.85%	0.74
		Can't Judge	1.78	0	0%	0
	4. Behavior of the teacher	Pleasant	6.75	46	85.19%	310.5
		Indifferent	2.78	2	3.7%	5.56
		Unpleasant	1.28	2	3.7%	2.56
		Can't Judge	1.94	4	7.41%	7.76
	5. Sincerity of the teacher	Sincere	11.50	49	90.74%	563.5
		Not Sincere	1.33	2	3.7%	2.66
		Unable to Judge	5.06	2	3.7%	10.12
		Blank	4.03	1	1.85%	4.03
	6. Overall Teaching effectiveness	Excellent	11.25	27	50%	303.75
		Good	9.03	19	35.19%	171.57
		Fair	6.46	7	12.96%	45.22
		Poor	1.56	1	1.85%	1.56
		Can't Judge	2.03	0	0%	0



**PRINCIPAL**  
**Sree Chitra Thirunal**  
**College of Engineering**  
**Trivandrum - 18**

Head of The Department

Strength and Weakness

- nothing

Special Remarks

- helpful



PRINCIPAL  
Sree Chitra Thirunai  
College of Engineering  
Trivandrum - 18



**Staff : SMT. SANDHYA L**

**Subject : EC204 - ANALOG INTEGRATED CIRCUITS (AIC)**

**Session Name: End Evaluation**

**Session Id : TE-SN365-Aug-2020**

**Users Completed : 54**

**Batch : BTech KTU EC 2K18 B**

**Survey Id : TE26-Jan-2020**

**Overall Score : 90.92**

Section	Question	Option	Mark	Users Opted	Opted %	Total Mark
1	1. Subject Knowledge	Excellent	17.75	35	64.81%	621.25
		Good	14.13	17	31.48%	240.21
		Fair	10.28	2	3.7%	20.56
		Poor	3.53	0	0%	0
		Can't Judge	8.00	0	0%	0
	2. Clarity and Understanding of teachers Explanations	Excellent	14.50	31	57.41%	449.5
		Good	11.81	21	38.89%	248.01
		Fair	8.11	2	3.7%	16.22
		Poor	2.01	0	0%	0
		Can't Judge	4.09	0	0%	0
	3. Teachers Willingness to Help	Excellent	7.50	34	62.96%	255
		Good	5.71	16	29.63%	91.36
		Fair	4.04	4	7.41%	16.16
		Poor	1.13	0	0%	0
		Can't Judge	2.21	0	0%	0
	4. Approximate % of classes NOT engaged by the teachers	Less than 10	5.85	39	72.22%	228.15
		10 to 25	3.66	11	20.37%	40.26
		More than 25	1.91	1	1.85%	1.91
		Can't Judge	1.64	3	5.56%	4.92
	5. Whether the teachers dictates notes only	No	4.00	46	85.19%	184
Yes		0.67	4	7.41%	2.68	
Can't Judge		1.65	4	7.41%	6.6	
2	1. Teachers ability to organize lecture	Excellent	9.25	40	74.07%	370
		Satisfactory	6.34	13	24.07%	82.42
		Inadequate	2.50	0	0%	0
		Can't Judge	3.16	1	1.85%	3.16
	2. Speed of presentation	Just Right	4.75	46	85.19%	218.5
		Too Fast	1.34	4	7.41%	5.36
		Can't Judge	1.40	4	7.41%	5.6
	3. Does the teacher encourage questioning	Yes	6.88	42	77.78%	288.96
		Some Times	3.89	12	22.22%	46.68
		No	0.74	0	0%	0
		Can't Judge	1.78	0	0%	0
	4. Behavior of the teacher	Pleasant	6.75	46	85.19%	310.5
		Indifferent	2.78	5	9.26%	13.9
		Unpleasant	1.28	1	1.85%	1.28
		Can't Judge	1.94	2	3.7%	3.88
	5. Sincerity of the teacher	Sincere	11.50	50	92.59%	575
		Not Sincere	1.33	3	5.56%	3.99
		Unable to Judge	5.06	1	1.85%	5.06
		Blank	4.03	0	0%	0
	6. Overall Teaching effectiveness	Excellent	11.25	32	59.26%	360
		Good	9.03	18	33.33%	162.54
		Fair	6.46	4	7.41%	25.84
		Poor	1.56	0	0%	0
		Can't Judge	2.03	0	0%	0



**PRINCIPAL**  
**Sree Chitra Thirunal**  
**College of Engineering**  
**Trivandrum - 18**

**Head of The Department**

**Strength and Weakness**

- nothing

**Special Remarks**

- helpful



A handwritten signature in green ink, consisting of a stylized 'C' and 'S' followed by a horizontal line.

PRINCIPAL  
Sree Chitra Thirunai  
College of Engineering  
Trivandrum - 18





**Staff : SRI. KUMAR G S**

**Subject : EC206 - COMPUTER ORGANIZATION (CO)**

**Session Name: End Evaluation**

**Session Id : TE-SN365-Aug-2020**

**Users Completed : 54**

**Batch : BTech KTU EC 2K18 B**

**Survey Id : TE26-Jan-2020**

**Overall Score : 92.63**

Section	Question	Option	Mark	Users Opted	Opted %	Total Mark
1	1. Subject Knowledge	Excellent	17.75	37	68.52%	656.75
		Good	14.13	17	31.48%	240.21
		Fair	10.28	0	0%	0
		Poor	3.53	0	0%	0
		Can't Judge	8.00	0	0%	0
	2. Clarity and Understanding of teachers Explanations	Excellent	14.50	31	57.41%	449.5
		Good	11.81	21	38.89%	248.01
		Fair	8.11	2	3.7%	16.22
		Poor	2.01	0	0%	0
		Can't Judge	4.09	0	0%	0
	3. Teachers Willingness to Help	Excellent	7.50	30	55.56%	225
		Good	5.71	24	44.44%	137.04
		Fair	4.04	0	0%	0
		Poor	1.13	0	0%	0
		Can't Judge	2.21	0	0%	0
	4. Approximate % of classes NOT engaged by the teachers	Less than 10	5.85	38	70.37%	222.3
		10 to 25	3.66	12	22.22%	43.92
		More than 25	1.91	1	1.85%	1.91
		Can't Judge	1.64	3	5.56%	4.92
	5. Whether the teachers dictates notes only	No	4.00	50	92.59%	200
Yes		0.67	3	5.56%	2.01	
Can't Judge		1.65	1	1.85%	1.65	
2	1. Teachers ability to organize lecture	Excellent	9.25	34	62.96%	314.5
		Satisfactory	6.34	20	37.04%	126.8
		Inadequate	2.50	0	0%	0
		Can't Judge	3.16	0	0%	0
	2. Speed of presentation	Just Right	4.75	51	94.44%	242.25
		Too Fast	1.34	2	3.7%	2.68
		Can't Judge	1.40	1	1.85%	1.4
	3. Does the teacher encourage questioning	Yes	6.88	44	81.48%	302.72
		Some Times	3.89	9	16.67%	35.01
		No	0.74	0	0%	0
		Can't Judge	1.78	1	1.85%	1.78
	4. Behavior of the teacher	Pleasant	6.75	52	96.3%	351
		Indifferent	2.78	1	1.85%	2.78
		Unpleasant	1.28	1	1.85%	1.28
		Can't Judge	1.94	0	0%	0
	5. Sincerity of the teacher	Sincere	11.50	54	100%	621
		Not Sincere	1.33	0	0%	0
		Unable to Judge	5.06	0	0%	0
		Blank	4.03	0	0%	0
	6. Overall Teaching effectiveness	Excellent	11.25	29	53.7%	326.25
		Good	9.03	24	44.44%	216.72
		Fair	6.46	1	1.85%	6.46
		Poor	1.56	0	0%	0
		Can't Judge	2.03	0	0%	0



**PRINCIPAL**  
**Sree Chitra Thirunal**  
**College of Engineering**  
**Trivandrum - 18**

**Head of The Department**

**Strength and Weakness**

- nothing

**Special Remarks**

- helpful



PRINCIPAL  
Sree Chitra Thirunai  
College of Engineering  
Trivandrum - 18



**Sree Chitra Thirunal College of Engineering**  
Sree Chitra Thirunal College Of Engineering Pappanamcode  
Thiruvananthapuram kerala -695018  
Phone: 9447490572, principal@sctce.ac.in

Staff : SRI. SAJEER M

Subject : EC208 - ANALOG COMMUNICATION ENGG (AC)

Session Name: End Evaluation

Session Id : TE-SN365-Aug-2020

Users Completed : 54

Batch : BTech KTU EC 2K18 B

Survey Id : TE26-Jan-2020

Overall Score : 95.74

Section	Question	Option	Mark	Users Opted	Opted %	Total Mark
1	1. Subject Knowledge	Excellent	17.75	42	77.78%	745.5
		Good	14.13	11	20.37%	155.43
		Fair	10.28	1	1.85%	10.28
		Poor	3.53	0	0%	0
		Can't Judge	8.00	0	0%	0
	2. Clarity and Understanding of teachers Explanations	Excellent	14.50	41	75.93%	594.5
		Good	11.81	13	24.07%	153.53
		Fair	8.11	0	0%	0
		Poor	2.01	0	0%	0
		Can't Judge	4.09	0	0%	0
	3. Teachers Willingness to Help	Excellent	7.50	42	77.78%	315
		Good	5.71	12	22.22%	68.52
		Fair	4.04	0	0%	0
		Poor	1.13	0	0%	0
		Can't Judge	2.21	0	0%	0
	4. Approximate % of classes NOT engaged by the teachers	Less than 10	5.85	45	83.33%	263.25
		10 to 25	3.66	6	11.11%	21.96
		More than 25	1.91	0	0%	0
		Can't Judge	1.64	3	5.56%	4.92
	5. Whether the teachers dictates notes only	No	4.00	49	90.74%	196
Yes		0.67	4	7.41%	2.68	
Can't Judge		1.65	1	1.85%	1.65	
2	1. Teachers ability to organize lecture	Excellent	9.25	42	77.78%	388.5
		Satisfactory	6.34	11	20.37%	69.74
		Inadequate	2.50	1	1.85%	2.5
		Can't Judge	3.16	0	0%	0
	2. Speed of presentation	Just Right	4.75	52	96.3%	247
		Too Fast	1.34	2	3.7%	2.68
		Can't Judge	1.40	0	0%	0
	3. Does the teacher encourage questioning	Yes	6.88	49	90.74%	337.12
		Some Times	3.89	5	9.26%	19.45
		No	0.74	0	0%	0
		Can't Judge	1.78	0	0%	0
	4. Behavior of the teacher	Pleasant	6.75	52	96.3%	351
		Indifferent	2.78	2	3.7%	5.56
		Unpleasant	1.28	0	0%	0
		Can't Judge	1.94	0	0%	0
	5. Sincerity of the teacher	Sincere	11.50	54	100%	621
		Not Sincere	1.33	0	0%	0
		Unable to Judge	5.06	0	0%	0
		Blank	4.03	0	0%	0
	6. Overall Teaching effectiveness	Excellent	11.25	47	87.04%	528.75
		Good	9.03	7	12.96%	63.21
		Fair	6.46	0	0%	0
		Poor	1.56	0	0%	0
		Can't Judge	2.03	0	0%	0



PRINCIPAL  
Sree Chitra Thirunal  
College of Engineering  
Trivandrum - 18

**Head of The Department**

**Strength and Weakness**

- nothing

**Special Remarks**

- helpful



A handwritten signature in green ink, consisting of a stylized 'C' and 'S' followed by a horizontal line with an arrowhead pointing to the right.

PRINCIPAL  
Sree Chitra Thirunai  
College of Engineering  
Trivandrum - 18



**Sree Chitra Thirunal College of Engineering**  
Sree Chitra Thirunal College Of Engineering Pappanamcode  
Thiruvananthapuram kerala -695018  
Phone: 9447490572, principal@sctce.ac.in

Staff : DR.SHYJI S.

Subject : ME204 - Thermal Engineering

Session Name: End Evaluation

Session Id : TE-SN365-Aug-2020

Users Completed : 61

Batch : BTech KTU ME 2K18

Survey Id : TE26-Jan-2020

Overall Score : 82.72

Section	Question	Option	Mark	Users Opted	Opted %	Total Mark
1	1. Subject Knowledge	Excellent	17.75	22	36.07%	390.5
		Good	14.13	36	59.02%	508.68
		Fair	10.28	3	4.92%	30.84
		Poor	3.53	0	0%	0
		Can't Judge	8.00	0	0%	0
	2. Clarity and Understanding of teachers Explanations	Excellent	14.50	17	27.87%	246.5
		Good	11.81	30	49.18%	354.3
		Fair	8.11	12	19.67%	97.32
		Poor	2.01	2	3.28%	4.02
		Can't Judge	4.09	0	0%	0
	3. Teachers Willingness to Help	Excellent	7.50	25	40.98%	187.5
		Good	5.71	30	49.18%	171.3
		Fair	4.04	6	9.84%	24.24
		Poor	1.13	0	0%	0
		Can't Judge	2.21	0	0%	0
	4. Approximate % of classes NOT engaged by the teachers	Less than 10	5.85	38	62.3%	222.3
		10 to 25	3.66	13	21.31%	47.58
		More than 25	1.91	4	6.56%	7.64
		Can't Judge	1.64	6	9.84%	9.84
	5. Whether the teachers dictates notes only	No	4.00	47	77.05%	188
Yes		0.67	7	11.48%	4.69	
Can't Judge		1.65	7	11.48%	11.55	
2	1. Teachers ability to organize lecture	Excellent	9.25	20	32.79%	185
		Satisfactory	6.34	38	62.3%	240.92
		Inadequate	2.50	2	3.28%	5
		Can't Judge	3.16	1	1.64%	3.16
	2. Speed of presentation	Just Right	4.75	39	63.93%	185.25
		Too Fast	1.34	14	22.95%	18.76
		Can't Judge	1.40	8	13.11%	11.2
	3. Does the teacher encourage questioning	Yes	6.88	31	50.82%	213.28
		Some Times	3.89	24	39.34%	93.36
		No	0.74	1	1.64%	0.74
		Can't Judge	1.78	5	8.2%	8.9
	4. Behavior of the teacher	Pleasant	6.75	49	80.33%	330.75
		Indifferent	2.78	3	4.92%	8.34
		Unpleasant	1.28	1	1.64%	1.28
		Can't Judge	1.94	8	13.11%	15.52
	5. Sincerity of the teacher	Sincere	11.50	54	88.52%	621
		Not Sincere	1.33	1	1.64%	1.33
		Unable to Judge	5.06	4	6.56%	20.24
		Blank	4.03	2	3.28%	8.06
	6. Overall Teaching effectiveness	Excellent	11.25	21	34.43%	236.25
		Good	9.03	30	49.18%	270.9
		Fair	6.46	9	14.75%	58.14
		Poor	1.56	0	0%	0
		Can't Judge	2.03	1	1.64%	2.03



*(Handwritten signature)*

**PRINCIPAL**  
Sree Chitra Thirunal  
College of Engineering  
Trivandrum - 1

**Head of The Department**

**Strength and Weakness**

- good teaching. too much dependance on ppt is somewhat boring .

**Special Remarks**

No special remarks found.



A handwritten signature in green ink, consisting of a stylized 'C' and 'T' followed by a horizontal line with an arrowhead pointing to the right.

PRINCIPAL  
Sree Chitra Thirunai  
College of Engineering  
Trivandrum - 18



**Staff : PRAVEEN KUMAR S**

**Subject : HS210 - Life Skills**

**Session Name: End Evaluation**

**Session Id : TE-SN365-Aug-2020**

**Users Completed : 60**

**Batch : BTech KTU ME 2K18**

**Survey Id : TE26-Jan-2020**

**Overall Score : 85.1**

Section	Question	Option	Mark	Users Opted	Opted %	Total Mark
1	1. Subject Knowledge	Excellent	17.75	32	53.33%	568
		Good	14.13	21	35%	296.73
		Fair	10.28	5	8.33%	51.4
		Poor	3.53	0	0%	0
		Can't Judge	8.00	2	3.33%	16
	2. Clarity and Understanding of teachers Explanations	Excellent	14.50	28	46.67%	406
		Good	11.81	25	41.67%	295.25
		Fair	8.11	5	8.33%	40.55
		Poor	2.01	1	1.67%	2.01
		Can't Judge	4.09	1	1.67%	4.09
	3. Teachers Willingness to Help	Excellent	7.50	29	48.33%	217.5
		Good	5.71	25	41.67%	142.75
		Fair	4.04	4	6.67%	16.16
		Poor	1.13	1	1.67%	1.13
		Can't Judge	2.21	1	1.67%	2.21
	4. Approximate % of classes NOT engaged by the teachers	Less than 10	5.85	31	51.67%	181.35
		10 to 25	3.66	15	25%	54.9
		More than 25	1.91	8	13.33%	15.28
		Can't Judge	1.64	6	10%	9.84
	5. Whether the teachers dictates notes only	No	4.00	47	78.33%	188
Yes		0.67	4	6.67%	2.68	
Can't Judge		1.65	9	15%	14.85	
2	1. Teachers ability to organize lecture	Excellent	9.25	30	50%	277.5
		Satisfactory	6.34	23	38.33%	145.82
		Inadequate	2.50	2	3.33%	5
		Can't Judge	3.16	5	8.33%	15.8
	2. Speed of presentation	Just Right	4.75	45	75%	213.75
		Too Fast	1.34	3	5%	4.02
		Can't Judge	1.40	12	20%	16.8
	3. Does the teacher encourage questioning	Yes	6.88	42	70%	288.96
		Some Times	3.89	15	25%	58.35
		No	0.74	0	0%	0
		Can't Judge	1.78	3	5%	5.34
	4. Behavior of the teacher	Pleasant	6.75	51	85%	344.25
		Indifferent	2.78	3	5%	8.34
		Unpleasant	1.28	2	3.33%	2.56
		Can't Judge	1.94	4	6.67%	7.76
	5. Sincerity of the teacher	Sincere	11.50	51	85%	586.5
		Not Sincere	1.33	3	5%	3.99
		Unable to Judge	5.06	6	10%	30.36
		Blank	4.03	0	0%	0
	6. Overall Teaching effectiveness	Excellent	11.25	29	48.33%	326.25
		Good	9.03	20	33.33%	180.6
		Fair	6.46	8	13.33%	51.68
		Poor	1.56	1	1.67%	1.56
		Can't Judge	2.03	2	3.33%	4.06



**PRINCIPAL**  
**Sree Chitra Thirunal**  
**College of Engineering**  
**Trivandrum - 18**

**Head of The Department**

**Strength and Weakness**

No remarks found.

**Special Remarks**

No special remarks found.



A handwritten signature in green ink, consisting of a stylized initial 'C' followed by a horizontal line extending to the right.

PRINCIPAL  
Sree Chitra Thiruna  
College of Engineering  
Trivandrum - 18





Staff : PROF. ABHILASH S.S.

Subject : ME206 - Fluid Machinery  
Session Name: End Evaluation  
Session Id : TE-SN365-Aug-2020  
Users Completed : 60

Batch : BTech KTU ME 2K18  
Survey Id : TE26-Jan-2020  
Overall Score : 92.79

Section	Question	Option	Mark	Users Opted	Opted %	Total Mark
1	1. Subject Knowledge	Excellent	17.75	48	80%	852
		Good	14.13	12	20%	169.56
		Fair	10.28	0	0%	0
		Poor	3.53	0	0%	0
		Can't Judge	8.00	0	0%	0
	2. Clarity and Understanding of teachers Explanations	Excellent	14.50	44	73.33%	638
		Good	11.81	16	26.67%	188.96
		Fair	8.11	0	0%	0
		Poor	2.01	0	0%	0
		Can't Judge	4.09	0	0%	0
	3. Teachers Willingness to Help	Excellent	7.50	36	60%	270
		Good	5.71	20	33.33%	114.2
		Fair	4.04	4	6.67%	16.16
		Poor	1.13	0	0%	0
		Can't Judge	2.21	0	0%	0
	4. Approximate % of classes NOT engaged by the teachers	Less than 10	5.85	41	68.33%	239.85
		10 to 25	3.66	9	15%	32.94
		More than 25	1.91	5	8.33%	9.55
		Can't Judge	1.64	5	8.33%	8.2
	5. Whether the teachers dictates notes only	No	4.00	55	91.67%	220
Yes		0.67	4	6.67%	2.68	
Can't Judge		1.65	1	1.67%	1.65	
2	1. Teachers ability to organize lecture	Excellent	9.25	45	75%	416.25
		Satisfactory	6.34	14	23.33%	88.76
		Inadequate	2.50	0	0%	0
		Can't Judge	3.16	1	1.67%	3.16
	2. Speed of presentation	Just Right	4.75	57	95%	270.75
		Too Fast	1.34	0	0%	0
		Can't Judge	1.40	3	5%	4.2
	3. Does the teacher encourage questioning	Yes	6.88	47	78.33%	323.36
		Some Times	3.89	12	20%	46.68
		No	0.74	0	0%	0
		Can't Judge	1.78	1	1.67%	1.78
	4. Behavior of the teacher	Pleasant	6.75	52	86.67%	351
		Indifferent	2.78	6	10%	16.68
		Unpleasant	1.28	0	0%	0
		Can't Judge	1.94	2	3.33%	3.88
	5. Sincerity of the teacher	Sincere	11.50	52	86.67%	598
		Not Sincere	1.33	0	0%	0
		Unable to Judge	5.06	7	11.67%	35.42
		Blank	4.03	1	1.67%	4.03
	6. Overall Teaching effectiveness	Excellent	11.25	44	73.33%	495
		Good	9.03	16	26.67%	144.48
		Fair	6.46	0	0%	0
		Poor	1.56	0	0%	0
		Can't Judge	2.03	0	0%	0



PRINCIPAL  
Sree Chitra Thirunal  
College of Engineering  
Trivandrum - 18

**Head of The Department**

**Strength and Weakness**

- one of the best classes we have . Excellent teaching ans clarity of the topics are right.

**Special Remarks**

- one of the best teachers we got
- makes us do a many problems that's quite helpful in understanding the topic well. Excellent class.



PRINCIPAL  
Sree Chitra Thirunai  
College of Engineering  
Trivandrum - 18



Staff : DHANYA V V

Subject : MA202 - Probability distributions, transforms and numerical methods

Session Name: End Evaluation

Batch : BTech KTU ME 2K18

Session Id : TE-SN365-Aug-2020

Survey Id : TE26-Jan-2020

Users Completed : 61

Overall Score : 93.23

Section	Question	Option	Mark	Users Opted	Opted %	Total Mark
1	1. Subject Knowledge	Excellent	17.75	47	77.05%	834.25
		Good	14.13	13	21.31%	183.69
		Fair	10.28	1	1.64%	10.28
		Poor	3.53	0	0%	0
		Can't Judge	8.00	0	0%	0
	2. Clarity and Understanding of teachers Explanations	Excellent	14.50	46	75.41%	667
		Good	11.81	13	21.31%	153.53
		Fair	8.11	2	3.28%	16.22
		Poor	2.01	0	0%	0
		Can't Judge	4.09	0	0%	0
	3. Teachers Willingness to Help	Excellent	7.50	43	70.49%	322.5
		Good	5.71	15	24.59%	85.65
		Fair	4.04	3	4.92%	12.12
		Poor	1.13	0	0%	0
		Can't Judge	2.21	0	0%	0
	4. Approximate % of classes NOT engaged by the teachers	Less than 10	5.85	51	83.61%	298.35
		10 to 25	3.66	3	4.92%	10.98
		More than 25	1.91	3	4.92%	5.73
		Can't Judge	1.64	4	6.56%	6.56
	5. Whether the teachers dictates notes only	No	4.00	57	93.44%	228
Yes		0.67	2	3.28%	1.34	
Can't Judge		1.65	2	3.28%	3.3	
2	1. Teachers ability to organize lecture	Excellent	9.25	47	77.05%	434.75
		Satisfactory	6.34	13	21.31%	82.42
		Inadequate	2.50	0	0%	0
		Can't Judge	3.16	1	1.64%	3.16
	2. Speed of presentation	Just Right	4.75	52	85.25%	247
		Too Fast	1.34	6	9.84%	8.04
		Can't Judge	1.40	3	4.92%	4.2
	3. Does the teacher encourage questioning	Yes	6.88	51	83.61%	350.88
		Some Times	3.89	9	14.75%	35.01
		No	0.74	0	0%	0
		Can't Judge	1.78	1	1.64%	1.78
	4. Behavior of the teacher	Pleasant	6.75	50	81.97%	337.5
		Indifferent	2.78	7	11.48%	19.46
		Unpleasant	1.28	1	1.64%	1.28
		Can't Judge	1.94	3	4.92%	5.82
	5. Sincerity of the teacher	Sincere	11.50	58	95.08%	667
		Not Sincere	1.33	2	3.28%	2.66
		Unable to Judge	5.06	1	1.64%	5.06
		Blank	4.03	0	0%	0
	6. Overall Teaching effectiveness	Excellent	11.25	44	72.13%	495
		Good	9.03	16	26.23%	144.48
		Fair	6.46	0	0%	0
		Poor	1.56	0	0%	0
		Can't Judge	2.03	1	1.64%	2.03



PRINCIPAL  
Sree Chitra Thirunal  
College of Engineering  
Trivandrum - 18

**Head of The Department**


**Strength and Weakness**

- I can't find any weakness as she's a great teacher who wants everyone to enjoy the subject

**Special Remarks**

- Great teacher , Gonna miss her and Maths



  
PRINCIPAL  
Sree Chitra Thirunai  
College of Engineering  
Trivandrum - 18



Staff : PROF. (DR.) AJITH R.

Subject : ME220 - Manufacturing Technology

Session Name: End Evaluation

Session Id : TE-SN365-Aug-2020

Users Completed : 59

Batch : BTech KTU ME 2K18

Survey Id : TE26-Jan-2020

Overall Score : 88.85

Section	Question	Option	Mark	Users Opted	Opted %	Total Mark
1	1. Subject Knowledge	Excellent	17.75	36	61.02%	639
		Good	14.13	22	37.29%	310.86
		Fair	10.28	1	1.69%	10.28
		Poor	3.53	0	0%	0
		Can't Judge	8.00	0	0%	0
	2. Clarity and Understanding of teachers Explanations	Excellent	14.50	33	55.93%	478.5
		Good	11.81	25	42.37%	295.25
		Fair	8.11	0	0%	0
		Poor	2.01	1	1.69%	2.01
		Can't Judge	4.09	0	0%	0
	3. Teachers Willingness to Help	Excellent	7.50	30	50.85%	225
		Good	5.71	24	40.68%	137.04
		Fair	4.04	5	8.47%	20.2
		Poor	1.13	0	0%	0
		Can't Judge	2.21	0	0%	0
	4. Approximate % of classes NOT engaged by the teachers	Less than 10	5.85	39	66.1%	228.15
		10 to 25	3.66	11	18.64%	40.26
		More than 25	1.91	3	5.08%	5.73
		Can't Judge	1.64	6	10.17%	9.84
	5. Whether the teachers dictates notes only	No	4.00	51	86.44%	204
Yes		0.67	4	6.78%	2.68	
Can't Judge		1.65	4	6.78%	6.6	
2	1. Teachers ability to organize lecture	Excellent	9.25	31	52.54%	286.75
		Satisfactory	6.34	23	38.98%	145.82
		Inadequate	2.50	1	1.69%	2.5
		Can't Judge	3.16	4	6.78%	12.64
	2. Speed of presentation	Just Right	4.75	47	79.66%	223.25
		Too Fast	1.34	7	11.86%	9.38
		Can't Judge	1.40	5	8.47%	7
	3. Does the teacher encourage questioning	Yes	6.88	44	74.58%	302.72
		Some Times	3.89	13	22.03%	50.57
		No	0.74	0	0%	0
		Can't Judge	1.78	2	3.39%	3.56
	4. Behavior of the teacher	Pleasant	6.75	52	88.14%	351
		Indifferent	2.78	4	6.78%	11.12
		Unpleasant	1.28	0	0%	0
		Can't Judge	1.94	3	5.08%	5.82
	5. Sincerity of the teacher	Sincere	11.50	52	88.14%	598
		Not Sincere	1.33	1	1.69%	1.33
		Unable to Judge	5.06	5	8.47%	25.3
		Blank	4.03	1	1.69%	4.03
	6. Overall Teaching effectiveness	Excellent	11.25	31	52.54%	348.75
		Good	9.03	22	37.29%	198.66
		Fair	6.46	6	10.17%	38.76
		Poor	1.56	0	0%	0
		Can't Judge	2.03	0	0%	0



PRINCIPAL  
Sree Chitra Thirunal  
College of Engineering  
Trivandrum - 18

**Head of The Department**

**Strength and Weakness**

No remarks found.

**Special Remarks**

No special remarks found.



A handwritten signature in green ink, consisting of a stylized 'S' and 'C' followed by a horizontal line extending to the right.

PRINCIPAL  
Sree Chitra Thirunal  
College of Engineering  
Trivandrum - 18



**Sree Chitra Thirunal College of Engineering**  
Sree Chitra Thirunal College Of Engineering Pappanamcode  
Thiruvananthapuram kerala -695018  
Phone: 9447490572, principal@sctce.ac.in

Staff : VISHNU M MOHAN

Subject : ME220 - Manufacturing Technology

Session Name: End Evaluation

Session Id : TE-SN365-Aug-2020

Users Completed : 59

Batch : BTech KTU ME 2K18

Survey Id : TE26-Jan-2020

Overall Score : 83.5

Section	Question	Option	Mark	Users Opted	Opted %	Total Mark
1	1. Subject Knowledge	Excellent	17.75	21	35.59%	372.75
		Good	14.13	27	45.76%	381.51
		Fair	10.28	10	16.95%	102.8
		Poor	3.53	0	0%	0
		Can't Judge	8.00	1	1.69%	8
	2. Clarity and Understanding of teachers Explanations	Excellent	14.50	21	35.59%	304.5
		Good	11.81	19	32.2%	224.39
		Fair	8.11	18	30.51%	145.98
		Poor	2.01	1	1.69%	2.01
		Can't Judge	4.09	0	0%	0
	3. Teachers Willingness to Help	Excellent	7.50	23	38.98%	172.5
		Good	5.71	24	40.68%	137.04
		Fair	4.04	12	20.34%	48.48
		Poor	1.13	0	0%	0
		Can't Judge	2.21	0	0%	0
	4. Approximate % of classes NOT engaged by the teachers	Less than 10	5.85	43	72.88%	251.55
		10 to 25	3.66	8	13.56%	29.28
		More than 25	1.91	3	5.08%	5.73
		Can't Judge	1.64	5	8.47%	8.2
	5. Whether the teachers dictates notes only	No	4.00	49	83.05%	196
Yes		0.67	7	11.86%	4.69	
Can't Judge		1.65	3	5.08%	4.95	
2	1. Teachers ability to organize lecture	Excellent	9.25	26	44.07%	240.5
		Satisfactory	6.34	29	49.15%	183.86
		Inadequate	2.50	2	3.39%	5
		Can't Judge	3.16	2	3.39%	6.32
	2. Speed of presentation	Just Right	4.75	45	76.27%	213.75
		Too Fast	1.34	3	5.08%	4.02
		Can't Judge	1.40	11	18.64%	15.4
	3. Does the teacher encourage questioning	Yes	6.88	38	64.41%	261.44
		Some Times	3.89	17	28.81%	66.13
		No	0.74	2	3.39%	1.48
		Can't Judge	1.78	2	3.39%	3.56
	4. Behavior of the teacher	Pleasant	6.75	51	86.44%	344.25
		Indifferent	2.78	4	6.78%	11.12
		Unpleasant	1.28	1	1.69%	1.28
		Can't Judge	1.94	3	5.08%	5.82
	5. Sincerity of the teacher	Sincere	11.50	51	86.44%	586.5
		Not Sincere	1.33	1	1.69%	1.33
		Unable to Judge	5.06	5	8.47%	25.3
		Blank	4.03	2	3.39%	8.06
	6. Overall Teaching effectiveness	Excellent	11.25	22	37.29%	247.5
		Good	9.03	23	38.98%	207.69
		Fair	6.46	13	22.03%	83.98
		Poor	1.56	0	0%	0
		Can't Judge	2.03	1	1.69%	2.03



**PRINCIPAL**  
Sree Chitra Thirunal  
College of Engineering  
Trivandrum - 18

**Head of The Department**

**Strength and Weakness**  
No remarks found.

**Special Remarks**  
No special remarks found.



PRINCIPAL  
Sree Chitra Thirunai  
College of Engineering  
Trivandrum - 18





**Staff : DR. P.S. PRASANTH**

**Subject : ME202 - Advanced Mechanics of Solids**

**Session Name: End Evaluation**

**Session Id : TE-SN365-Aug-2020**

**Users Completed : 59**

**Batch : BTech KTU ME 2K18**

**Survey Id : TE26-Jan-2020**

**Overall Score : 71.71**

Section	Question	Option	Mark	Users Opted	Opted %	Total Mark
1	1. Subject Knowledge	Excellent	17.75	29	49.15%	514.75
		Good	14.13	17	28.81%	240.21
		Fair	10.28	10	16.95%	102.8
		Poor	3.53	2	3.39%	7.06
		Can't Judge	8.00	1	1.69%	8
	2. Clarity and Understanding of teachers Explanations	Excellent	14.50	17	28.81%	246.5
		Good	11.81	8	13.56%	94.48
		Fair	8.11	22	37.29%	178.42
		Poor	2.01	12	20.34%	24.12
		Can't Judge	4.09	0	0%	0
	3. Teachers Willingness to Help	Excellent	7.50	20	33.9%	150
		Good	5.71	11	18.64%	62.81
		Fair	4.04	22	37.29%	88.88
		Poor	1.13	6	10.17%	6.78
		Can't Judge	2.21	0	0%	0
	4. Approximate % of classes NOT engaged by the teachers	Less than 10	5.85	30	50.85%	175.5
		10 to 25	3.66	14	23.73%	51.24
		More than 25	1.91	7	11.86%	13.37
		Can't Judge	1.64	8	13.56%	13.12
	5. Whether the teachers dictates notes only	No	4.00	33	55.93%	132
Yes		0.67	20	33.9%	13.4	
Can't Judge		1.65	6	10.17%	9.9	
2	1. Teachers ability to organize lecture	Excellent	9.25	22	37.29%	203.5
		Satisfactory	6.34	19	32.2%	120.46
		Inadequate	2.50	14	23.73%	35
		Can't Judge	3.16	4	6.78%	12.64
	2. Speed of presentation	Just Right	4.75	32	54.24%	152
		Too Fast	1.34	16	27.12%	21.44
		Can't Judge	1.40	11	18.64%	15.4
	3. Does the teacher encourage questioning	Yes	6.88	27	45.76%	185.76
		Some Times	3.89	18	30.51%	70.02
		No	0.74	8	13.56%	5.92
		Can't Judge	1.78	6	10.17%	10.68
	4. Behavior of the teacher	Pleasant	6.75	36	61.02%	243
		Indifferent	2.78	11	18.64%	30.58
		Unpleasant	1.28	3	5.08%	3.84
		Can't Judge	1.94	9	15.25%	17.46
	5. Sincerity of the teacher	Sincere	11.50	35	59.32%	402.5
		Not Sincere	1.33	3	5.08%	3.99
		Unable to Judge	5.06	17	28.81%	86.02
		Blank	4.03	4	6.78%	16.12
	6. Overall Teaching effectiveness	Excellent	11.25	20	33.9%	225
		Good	9.03	9	15.25%	81.27
		Fair	6.46	22	37.29%	142.12
		Poor	1.56	7	11.86%	10.92
		Can't Judge	2.03	1	1.69%	2.03



**PRINCIPAL**  
**Sree Chitra Thirunal**  
**College of Engineering**  
**Trivandrum - 18**

**Head of The Department**

**Strength and Weakness**

No remarks found.

**Special Remarks**

No special remarks found.



PRINCIPAL  
Sree Chitra Thirunai  
College of Engineering  
Trivandrum - 18



Staff : DR. JAYAKUMAR E.

Subject : MP206 - Foundry technology

Session Name: End Evaluation

Session Id : TE-SN365-Aug-2020

Users Completed : 49

Batch : BTech KTU MP 2K18

Survey Id : TE26-Jan-2020

Overall Score : 91.09

Section	Question	Option	Mark	Users Opted	Opted %	Total Mark
1	1. Subject Knowledge	Excellent	17.75	31	63.27%	550.25
		Good	14.13	17	34.69%	240.21
		Fair	10.28	1	2.04%	10.28
		Poor	3.53	0	0%	0
		Can't Judge	8.00	0	0%	0
	2. Clarity and Understanding of teachers Explanations	Excellent	14.50	30	61.22%	435
		Good	11.81	18	36.73%	212.58
		Fair	8.11	1	2.04%	8.11
		Poor	2.01	0	0%	0
		Can't Judge	4.09	0	0%	0
	3. Teachers Willingness to Help	Excellent	7.50	32	65.31%	240
		Good	5.71	16	32.65%	91.36
		Fair	4.04	1	2.04%	4.04
		Poor	1.13	0	0%	0
		Can't Judge	2.21	0	0%	0
	4. Approximate % of classes NOT engaged by the teachers	Less than 10	5.85	34	69.39%	198.9
		10 to 25	3.66	8	16.33%	29.28
		More than 25	1.91	1	2.04%	1.91
		Can't Judge	1.64	6	12.24%	9.84
	5. Whether the teachers dictates notes only	No	4.00	43	87.76%	172
Yes		0.67	1	2.04%	0.67	
Can't Judge		1.65	5	10.2%	8.25	
2	1. Teachers ability to organize lecture	Excellent	9.25	29	59.18%	268.25
		Satisfactory	6.34	19	38.78%	120.46
		Inadequate	2.50	0	0%	0
		Can't Judge	3.16	1	2.04%	3.16
	2. Speed of presentation	Just Right	4.75	45	91.84%	213.75
		Too Fast	1.34	1	2.04%	1.34
		Can't Judge	1.40	3	6.12%	4.2
	3. Does the teacher encourage questioning	Yes	6.88	39	79.59%	268.32
		Some Times	3.89	9	18.37%	35.01
		No	0.74	0	0%	0
		Can't Judge	1.78	1	2.04%	1.78
	4. Behavior of the teacher	Pleasant	6.75	41	83.67%	276.75
		Indifferent	2.78	6	12.24%	16.68
		Unpleasant	1.28	0	0%	0
		Can't Judge	1.94	2	4.08%	3.88
	5. Sincerity of the teacher	Sincere	11.50	45	91.84%	517.5
		Not Sincere	1.33	0	0%	0
		Unable to Judge	5.06	2	4.08%	10.12
		Blank	4.03	2	4.08%	8.06
	6. Overall Teaching effectiveness	Excellent	11.25	32	65.31%	360
		Good	9.03	14	28.57%	126.42
		Fair	6.46	2	4.08%	12.92
		Poor	1.56	0	0%	0
		Can't Judge	2.03	1	2.04%	2.03



*(Handwritten signature)*

PRINCIPAL  
Sree Chitra Thirunal  
College of Engineering  
Trivandrum - 1.

**Head of The Department**

**Strength and Weakness**

- STRENGTH - ENCOURAGE QUESTIONING. WEAKNESS - NO.
- good
- good but slow
- good

**Special Remarks**

- GOOD TEACHER.
- Good
- good
- excellent



  
PRINCIPAL  
Sree Chitra Thirunai  
College of Engineering  
Trivandrum - 18



**Staff : JICKSON G.H**

**Subject : HS210 - Life Skills**

**Session Name: End Evaluation**

**Session Id : TE-SN365-Aug-2020**

**Users Completed : 48**

**Batch : BTech KTU MP 2K18**

**Survey Id : TE26-Jan-2020**

**Overall Score : 91.31**

Section	Question	Option	Mark	Users Opted	Opted %	Total Mark
1	1. Subject Knowledge	Excellent	17.75	35	72.92%	621.25
		Good	14.13	11	22.92%	155.43
		Fair	10.28	0	0%	0
		Poor	3.53	2	4.17%	7.06
		Can't Judge	8.00	0	0%	0
	2. Clarity and Understanding of teachers Explanations	Excellent	14.50	33	68.75%	478.5
		Good	11.81	11	22.92%	129.91
		Fair	8.11	2	4.17%	16.22
		Poor	2.01	2	4.17%	4.02
		Can't Judge	4.09	0	0%	0
	3. Teachers Willingness to Help	Excellent	7.50	35	72.92%	262.5
		Good	5.71	10	20.83%	57.1
		Fair	4.04	1	2.08%	4.04
		Poor	1.13	2	4.17%	2.26
		Can't Judge	2.21	0	0%	0
	4. Approximate % of classes NOT engaged by the teachers	Less than 10	5.85	31	64.58%	181.35
		10 to 25	3.66	6	12.5%	21.96
		More than 25	1.91	4	8.33%	7.64
		Can't Judge	1.64	7	14.58%	11.48
	5. Whether the teachers dictates notes only	No	4.00	41	85.42%	164
Yes		0.67	4	8.33%	2.68	
Can't Judge		1.65	3	6.25%	4.95	
2	1. Teachers ability to organize lecture	Excellent	9.25	35	72.92%	323.75
		Satisfactory	6.34	8	16.67%	50.72
		Inadequate	2.50	2	4.17%	5
		Can't Judge	3.16	3	6.25%	9.48
	2. Speed of presentation	Just Right	4.75	45	93.75%	213.75
		Too Fast	1.34	1	2.08%	1.34
		Can't Judge	1.40	2	4.17%	2.8
	3. Does the teacher encourage questioning	Yes	6.88	38	79.17%	261.44
		Some Times	3.89	9	18.75%	35.01
		No	0.74	1	2.08%	0.74
		Can't Judge	1.78	0	0%	0
	4. Behavior of the teacher	Pleasant	6.75	45	93.75%	303.75
		Indifferent	2.78	3	6.25%	8.34
		Unpleasant	1.28	0	0%	0
		Can't Judge	1.94	0	0%	0
	5. Sincerity of the teacher	Sincere	11.50	46	95.83%	529
		Not Sincere	1.33	2	4.17%	2.66
		Unable to Judge	5.06	0	0%	0
		Blank	4.03	0	0%	0
	6. Overall Teaching effectiveness	Excellent	11.25	39	81.25%	438.75
		Good	9.03	6	12.5%	54.18
		Fair	6.46	1	2.08%	6.46
		Poor	1.56	1	2.08%	1.56
		Can't Judge	2.03	1	2.08%	2.03



**PRINCIPAL**  
**Sree Chitra Thirunai**  
**College of Engineering**  
**Trivandrum - 18**

**Head of The Department**

**Strength and Weakness**

- STRENGTH - TEACHER ENCOURAGE QUESTIONING. WEAKNESS - NO.
- good but slow
- excellent
- normal

**Special Remarks**

- GOOD TEACHER.
- Good
- wxcellent
- normal



PRINCIPAL  
Sree Chitra Thirunat  
College of Engineering  
Trivandrum - 18



**Sree Chitra Thirunal College of Engineering**  
Sree Chitra Thirunal College Of Engineering Pappanamcode  
Thiruvananthapuram kerala -695018  
Phone: 9447490572, principal@sctce.ac.in

**Staff : DR.SHYJI S.**

**Subject : ME216 - Mechanical Technology**

**Session Name: End Evaluation**

**Session Id : TE-SN365-Aug-2020**

**Users Completed : 47**

**Batch : BTech KTU MP 2K18**

**Survey Id : TE26-Jan-2020**

**Overall Score : 93.27**

Section	Question	Option	Mark	Users Opted	Opted %	Total Mark
1	1. Subject Knowledge	Excellent	17.75	33	70.21%	585.75
		Good	14.13	12	25.53%	169.56
		Fair	10.28	2	4.26%	20.56
		Poor	3.53	0	0%	0
		Can't Judge	8.00	0	0%	0
	2. Clarity and Understanding of teachers Explanations	Excellent	14.50	32	68.09%	464
		Good	11.81	14	29.79%	165.34
		Fair	8.11	1	2.13%	8.11
		Poor	2.01	0	0%	0
		Can't Judge	4.09	0	0%	0
	3. Teachers Willingness to Help	Excellent	7.50	35	74.47%	262.5
		Good	5.71	11	23.4%	62.81
		Fair	4.04	1	2.13%	4.04
		Poor	1.13	0	0%	0
		Can't Judge	2.21	0	0%	0
	4. Approximate % of classes NOT engaged by the teachers	Less than 10	5.85	37	78.72%	216.45
		10 to 25	3.66	4	8.51%	14.64
		More than 25	1.91	1	2.13%	1.91
		Can't Judge	1.64	5	10.64%	8.2
	5. Whether the teachers dictates notes only	No	4.00	42	89.36%	168
Yes		0.67	4	8.51%	2.68	
Can't Judge		1.65	1	2.13%	1.65	
2	1. Teachers ability to organize lecture	Excellent	9.25	35	74.47%	323.75
		Satisfactory	6.34	11	23.4%	69.74
		Inadequate	2.50	0	0%	0
		Can't Judge	3.16	1	2.13%	3.16
	2. Speed of presentation	Just Right	4.75	43	91.49%	204.25
		Too Fast	1.34	2	4.26%	2.68
		Can't Judge	1.40	2	4.26%	2.8
	3. Does the teacher encourage questioning	Yes	6.88	38	80.85%	261.44
		Some Times	3.89	8	17.02%	31.12
		No	0.74	0	0%	0
		Can't Judge	1.78	1	2.13%	1.78
	4. Behavior of the teacher	Pleasant	6.75	44	93.62%	297
		Indifferent	2.78	2	4.26%	5.56
		Unpleasant	1.28	0	0%	0
		Can't Judge	1.94	1	2.13%	1.94
	5. Sincerity of the teacher	Sincere	11.50	45	95.74%	517.5
		Not Sincere	1.33	1	2.13%	1.33
		Unable to Judge	5.06	0	0%	0
		Blank	4.03	1	2.13%	4.03
	6. Overall Teaching effectiveness	Excellent	11.25	37	78.72%	416.25
		Good	9.03	9	19.15%	81.27
		Fair	6.46	0	0%	0
		Poor	1.56	0	0%	0
		Can't Judge	2.03	1	2.13%	2.03



*(Handwritten signature)*

**PRINCIPAL**  
**Sree Chitra Thirunal**  
**College of Engineering**  
**Trivandrum - 1**

**Head of The Department**

**Strength and Weakness**

- STRENGTH - TEACHER ENCOURAGE QUESTIONING. WEAKNESS - NO.
- good but slow
- good
- okay
- okay

**Special Remarks**

- GOOD TEACHER.
- Good
- excellent
- okay
- okay



A handwritten signature in green ink, consisting of a stylized initial 'C' followed by a horizontal line that ends in an arrowhead.

PRINCIPAL  
Sree Chitra Thirunai  
College of Engineering  
Trivandrum - 18





**Staff : DR. P.S. PRASANTH**

**Subject : ME216 - Mechanical Technology**

**Session Name: End Evaluation**

**Session Id : TE-SN365-Aug-2020**

**Users Completed : 47**

**Batch : BTech KTU MP 2K18**

**Survey Id : TE26-Jan-2020**

**Overall Score : 84.35**

Section	Question	Option	Mark	Users Opted	Opted %	Total Mark
1	1. Subject Knowledge	Excellent	17.75	27	57.45%	479.25
		Good	14.13	12	25.53%	169.56
		Fair	10.28	4	8.51%	41.12
		Poor	3.53	4	8.51%	14.12
		Can't Judge	8.00	0	0%	0
	2. Clarity and Understanding of teachers Explanations	Excellent	14.50	28	59.57%	406
		Good	11.81	10	21.28%	118.1
		Fair	8.11	6	12.77%	48.66
		Poor	2.01	3	6.38%	6.03
		Can't Judge	4.09	0	0%	0
	3. Teachers Willingness to Help	Excellent	7.50	26	55.32%	195
		Good	5.71	12	25.53%	68.52
		Fair	4.04	6	12.77%	24.24
		Poor	1.13	3	6.38%	3.39
		Can't Judge	2.21	0	0%	0
	4. Approximate % of classes NOT engaged by the teachers	Less than 10	5.85	33	70.21%	193.05
		10 to 25	3.66	4	8.51%	14.64
		More than 25	1.91	4	8.51%	7.64
		Can't Judge	1.64	6	12.77%	9.84
	5. Whether the teachers dictates notes only	No	4.00	35	74.47%	140
Yes		0.67	8	17.02%	5.36	
Can't Judge		1.65	4	8.51%	6.6	
2	1. Teachers ability to organize lecture	Excellent	9.25	29	61.7%	268.25
		Satisfactory	6.34	13	27.66%	82.42
		Inadequate	2.50	3	6.38%	7.5
		Can't Judge	3.16	2	4.26%	6.32
	2. Speed of presentation	Just Right	4.75	38	80.85%	180.5
		Too Fast	1.34	5	10.64%	6.7
		Can't Judge	1.40	4	8.51%	5.6
	3. Does the teacher encourage questioning	Yes	6.88	30	63.83%	206.4
		Some Times	3.89	10	21.28%	38.9
		No	0.74	4	8.51%	2.96
		Can't Judge	1.78	3	6.38%	5.34
	4. Behavior of the teacher	Pleasant	6.75	36	76.6%	243
		Indifferent	2.78	5	10.64%	13.9
		Unpleasant	1.28	2	4.26%	2.56
		Can't Judge	1.94	4	8.51%	7.76
	5. Sincerity of the teacher	Sincere	11.50	38	80.85%	437
		Not Sincere	1.33	0	0%	0
		Unable to Judge	5.06	6	12.77%	30.36
		Blank	4.03	3	6.38%	12.09
	6. Overall Teaching effectiveness	Excellent	11.25	31	65.96%	348.75
		Good	9.03	5	10.64%	45.15
		Fair	6.46	9	19.15%	58.14
		Poor	1.56	1	2.13%	1.56
		Can't Judge	2.03	1	2.13%	2.03



**PRINCIPAL**  
Sree Chitra Thirunal  
College of Engineering  
Trivandrum - 11

**Head of The Department**

**Strength and Weakness**

- STRENGTH - TEACHER ENCOURAGE QUESTIONING. WEAKNESS - NO.
- good but slow
- good
- okay

**Special Remarks**

- GOOD TEACHER.
- Good
- excellwnt
- okay



**PRINCIPAL**  
Sree Chitra Thirunal  
College of Engineering  
Trivandrum - 18



**Staff : SYAMA S MOHAN**

**Subject : MA202 - Probability distributions, transforms and numerical methods**

**Session Name: End Evaluation**

**Session Id : TE-SN365-Aug-2020**

**Users Completed : 47**


**Batch : BTech KTU MP 2K18**

**Survey Id : TE26-Jan-2020**

**Overall Score : 96.6**

Section	Question	Option	Mark	Users Opted	Opted %	Total Mark
1	1. Subject Knowledge	Excellent	17.75	40	85.11%	710
		Good	14.13	6	12.77%	84.78
		Fair	10.28	1	2.13%	10.28
		Poor	3.53	0	0%	0
		Can't Judge	8.00	0	0%	0
	2. Clarity and Understanding of teachers Explanations	Excellent	14.50	41	87.23%	594.5
		Good	11.81	5	10.64%	59.05
		Fair	8.11	1	2.13%	8.11
		Poor	2.01	0	0%	0
		Can't Judge	4.09	0	0%	0
	3. Teachers Willingness to Help	Excellent	7.50	41	87.23%	307.5
		Good	5.71	5	10.64%	28.55
		Fair	4.04	1	2.13%	4.04
		Poor	1.13	0	0%	0
		Can't Judge	2.21	0	0%	0
	4. Approximate % of classes NOT engaged by the teachers	Less than 10	5.85	39	82.98%	228.15
		10 to 25	3.66	2	4.26%	7.32
		More than 25	1.91	2	4.26%	3.82
		Can't Judge	1.64	4	8.51%	6.56
	5. Whether the teachers dictates notes only	No	4.00	42	89.36%	168
Yes		0.67	4	8.51%	2.68	
Can't Judge		1.65	1	2.13%	1.65	
2	1. Teachers ability to organize lecture	Excellent	9.25	43	91.49%	397.75
		Satisfactory	6.34	4	8.51%	25.36
		Inadequate	2.50	0	0%	0
		Can't Judge	3.16	0	0%	0
	2. Speed of presentation	Just Right	4.75	45	95.74%	213.75
		Too Fast	1.34	1	2.13%	1.34
		Can't Judge	1.40	1	2.13%	1.4
	3. Does the teacher encourage questioning	Yes	6.88	45	95.74%	309.6
		Some Times	3.89	2	4.26%	7.78
		No	0.74	0	0%	0
		Can't Judge	1.78	0	0%	0
	4. Behavior of the teacher	Pleasant	6.75	45	95.74%	303.75
		Indifferent	2.78	1	2.13%	2.78
		Unpleasant	1.28	0	0%	0
		Can't Judge	1.94	1	2.13%	1.94
	5. Sincerity of the teacher	Sincere	11.50	46	97.87%	529
		Not Sincere	1.33	1	2.13%	1.33
		Unable to Judge	5.06	0	0%	0
		Blank	4.03	0	0%	0
	6. Overall Teaching effectiveness	Excellent	11.25	44	93.62%	495
		Good	9.03	2	4.26%	18.06
		Fair	6.46	1	2.13%	6.46
		Poor	1.56	0	0%	0
		Can't Judge	2.03	0	0%	0



  
**PRINCIPAL**  
Sree Chitra Thirunal  
College of Engineering  
Trivandrum - 18

**Head of The Department**

**Strength and Weakness**

- STRENGTH - TEACHER ENCOURAGE QUESTIONING. WEAKNESS - NO.
- good but slow
- fair
- okay

**Special Remarks**

- GOOD TEACHER.
- takes great effort to help
- Great
- excellent
- okay



A handwritten signature in green ink, consisting of a stylized initial 'S' followed by a horizontal line.

PRINCIPAL  
Sree Chitra Thirunai  
College of Engineering  
Trivandrum - 18